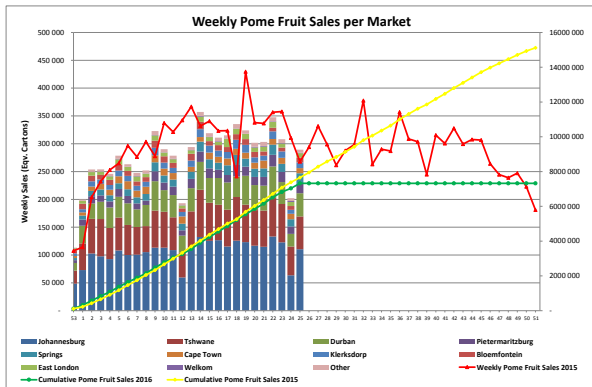




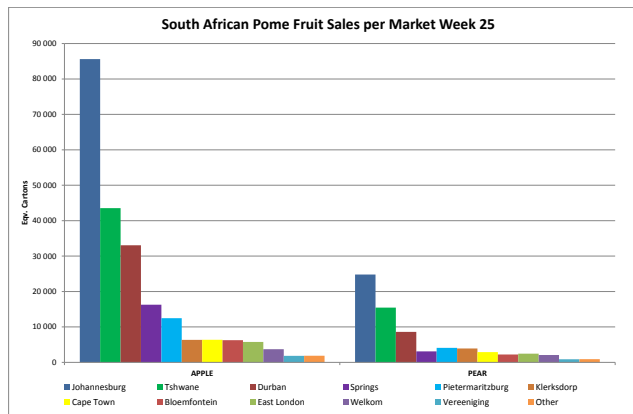
Note: Reporting on local market sales from week 53 to 25.

Weekly POME Fruit Sales per Market

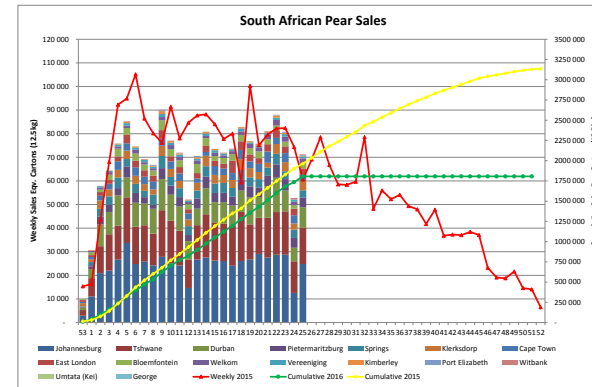


Weekly volumes	2015	2016	Difference	
Week 25	267 917	294 311	26 394	10%
Cumulative volumes				
Week 53 -25	7 655 508	7 325 902	-329 607	-4%

POME Fruit Sales



South African Pear Sales

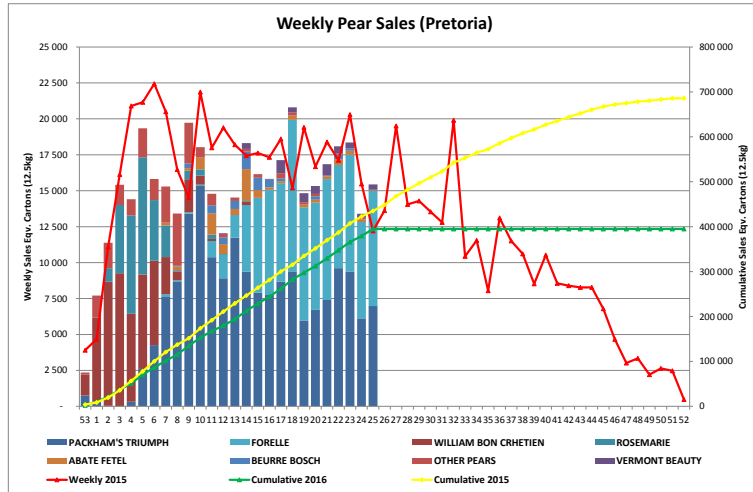


Weekly Volumes	2015	2016	Difference	
Week 25	60 601	71 289	10 688	18%
Cumulative volumes				
Week 53 -25	1 964 172	1 806 384	-157 788	-8%

Local Pome Fruit Sales Week 25 - 2016

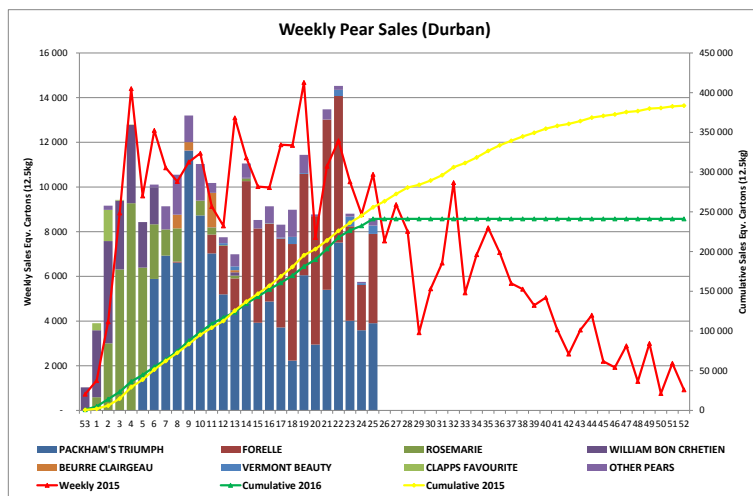
Local Sales Week 25 (Eqv. Cartons)			
	APPLE	PEAR	Grand Total
Johannesburg	85 626	24 792	110 418
Tshwane	43 533	15 443	58 976
Durban	33 043	8 600	41 643
Springs	16 258	3 078	19 335
Pietermaritzburg	12 462	4 096	16 558
Klerksdorp	6 355	3 912	10 266
Cape Town	6 356	2 878	9 235
Bloemfontein	6 255	2 210	8 465
East London	5 757	2 453	8 211
Welkom	3 715	2 066	5 781
Vereeniging	1 818	853	2 671
Other	1 845	907	2 752
Grand Total	223 022	71 289	294 311

Weekly Pear Sales: Pretoria



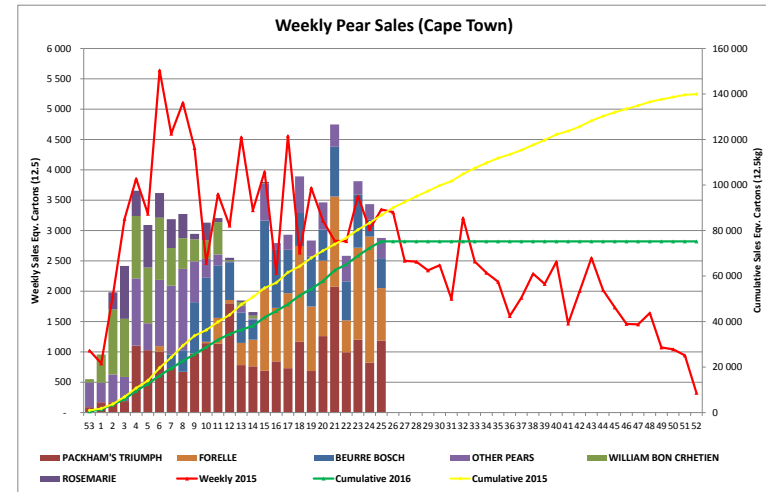
Weekly volumes	2015	2016	Difference	
Week 25	12 203	15 443	3 240	27%
Cumulative volumes				
Week 53 - 25	434 953	394 790	-40 163	-9%

Durban



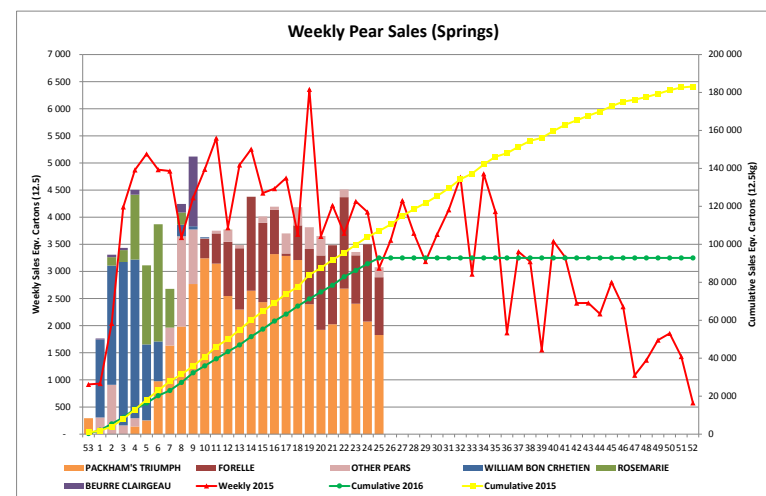
Weekly volumes	2015	2016	Difference	
Week 25	10 567	8 600	-1 967	-19%
Cumulative volumes				
Week 53 - 25	255 693	241 090	-14 603	-6%

Cape Town



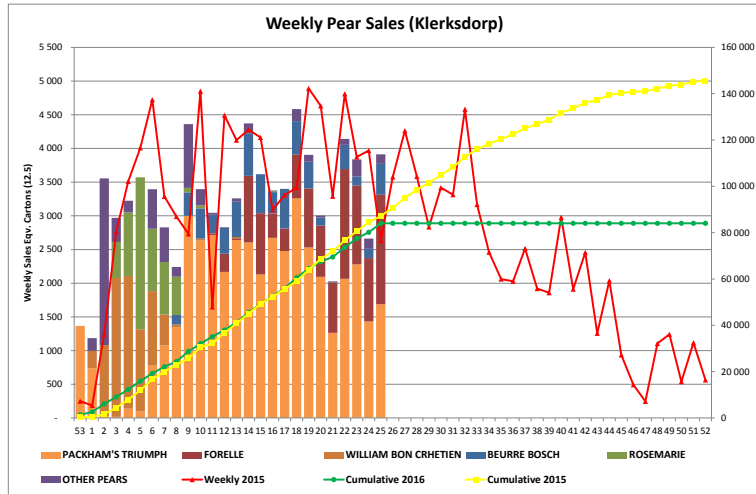
Weekly volumes	2015	2016	Difference	
Week 25	3 349	2 878	-470	-14%
Cumulative volumes				
Week 53 - 25	86 732	75 244	-11 488	-13%

Springs



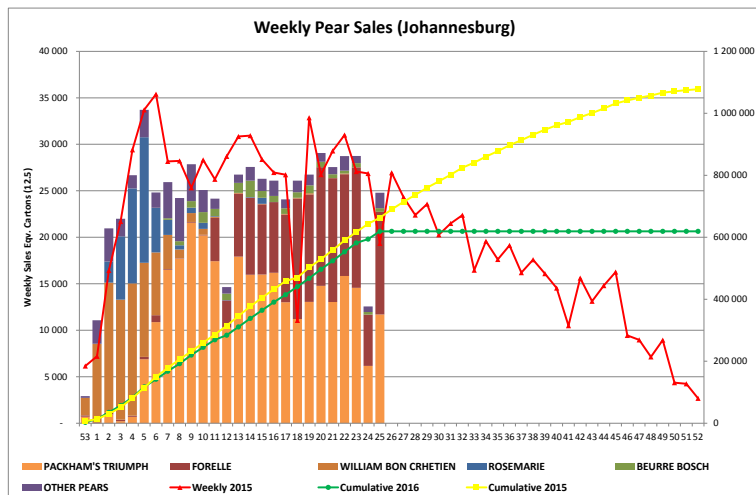
Weekly volumes	2015	2016	Difference	
Week 25	3 060	3 078	18	1%
Cumulative volumes				
Week 53 - 25	106 958	92 844	-14 114	-13%

Klerksdorp



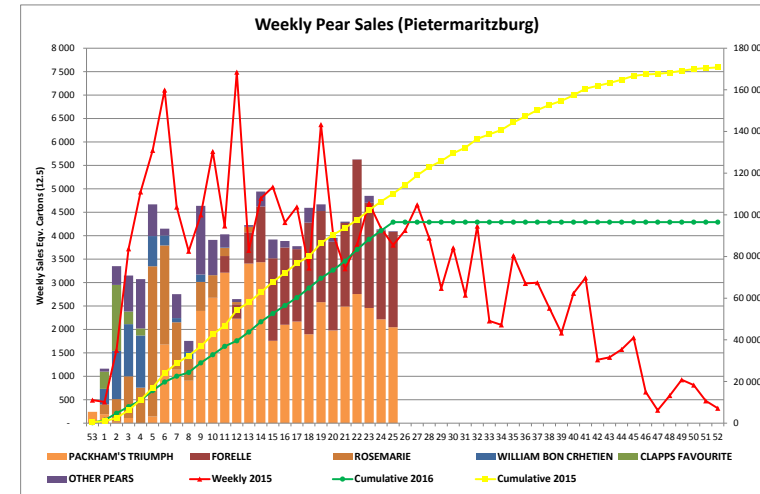
Weekly volumes	2015	2016	Difference	
Week 25	2 635	3 912	1 277	48%
Cumulative volumes				
Week 53 - 25	87 175	84 062	-3 113	-4%

Johannesburg



Weekly volumes	2015	2016	Difference	
Week 25	19 342	24 792	5 450	28%
Cumulative volumes				
Week 53 - 25	663 022	619 098	-43 924	-7%

Pietermaritzburg



Weekly volumes	2015	2016	Difference	
Week 25	3 800	4 096	296	8%
Cumulative volumes				
Week 53 - 25	110 186	96 496	-13 689	-12%