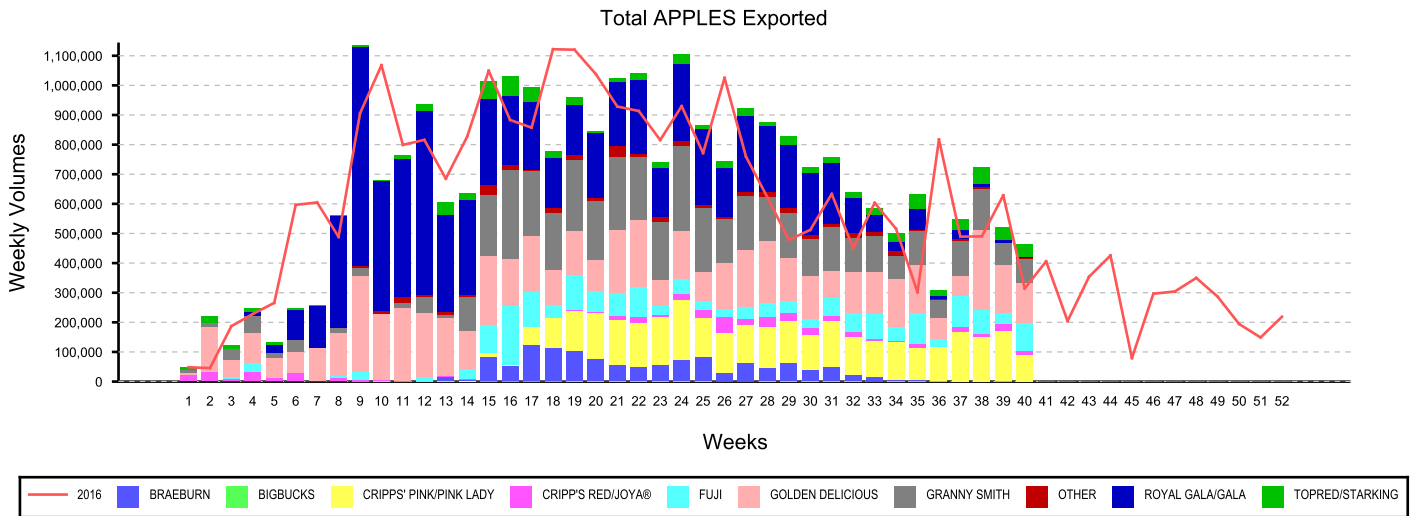
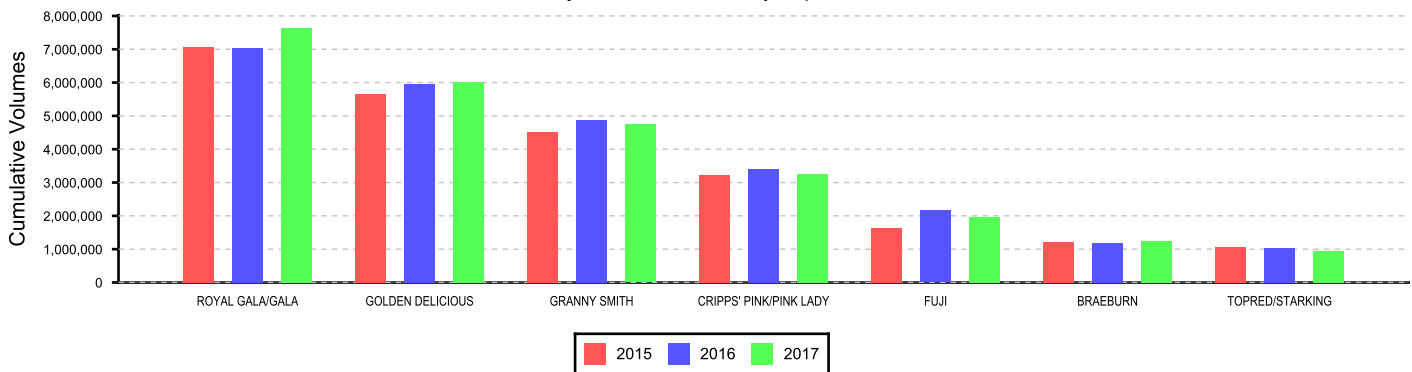


APPLES (12.50 kg Cartons)



Region	Weekly volumes - Week 40							Cumulative volumes - YTD - week 40									
	2016 Air	2016 Ship	2016 Total	2017 Air	2017 Ship	2017 Total	Diff	%Diff	2016 Air	2016 Ship	2016 Total	2017 Air	2017 Ship	2017 Total	Diff	%Diff	Distr
Africa	0	108,815	108,815	0	192,519	192,519	83,703	77%	0	6,824,169	6,824,169	0	6,815,704	6,815,704	-8,465	-0%	25 %
Far East & Asia	0	189,417	189,417	0	201,827	201,827	12,409	7%	0	7,572,035	7,572,035	0	8,260,133	8,260,133	688,098	9%	31 %
Middle East	0	5,156	5,156	0	12,648	12,648	7,492	145%	0	2,847,206	2,847,206	0	2,221,641	2,221,641	-625,565	-22%	8 %
United Kingdom	0	7,236	7,236	0	17,031	17,031	9,795	135%	0	5,429,881	5,429,881	0	5,513,656	5,513,656	83,775	2%	21 %
Europe	0	2,725	2,725	0	0	0	-2,725	-100%	0	2,064,561	2,064,561	0	1,759,319	1,759,319	-305,242	-15%	7 %
Indian Ocean Islands	0	1,308	1,308	0	38,053	38,053	36,745	2809%	0	637,115	637,115	0	690,943	690,943	53,828	8%	3 %
USA & Canada	0	0	0	0	0	0	0		0	170,607	170,607	0	219,764	219,764	49,157	29%	1 %
Russia	0	0	0	0	0	0	0		0	1,059,890	1,059,890	0	1,287,517	1,287,517	227,627	21%	5 %
Other	0	0	0	0	0	0	0		0	31,993	31,993	0	2,616	2,616	-29,377	-92%	0 %
Total	0	314,657	314,657	0	462,077	462,077	147,420	47%	0	26,637,457	26,637,457	0	26,771,293	26,771,293	133,836	1%	

Major Cultivars Currently Exported

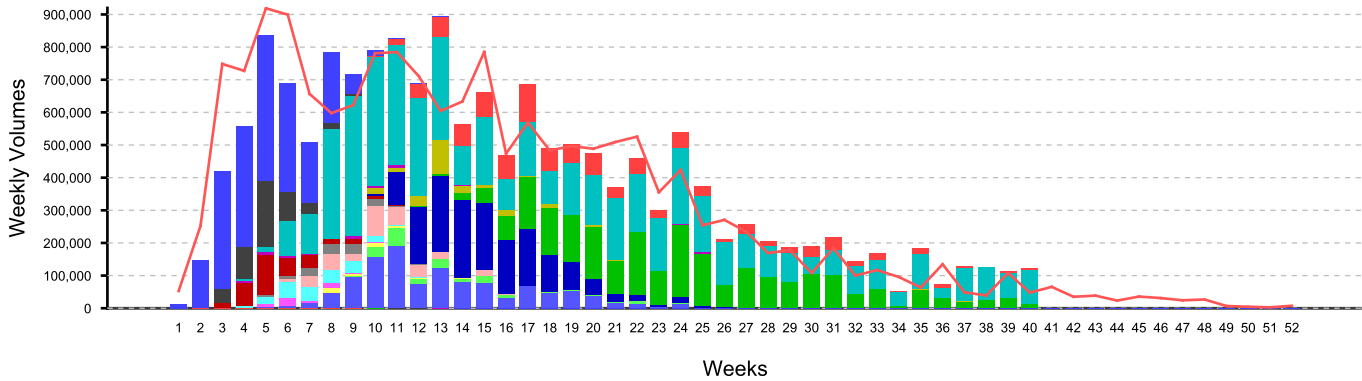


Cumulative volumes - YTD	Africa	Far East & Asia	Middle East	United Kingdom	Europe	Indian Ocean Islands	USA & Canada	Russia	Other	Total
BI-PINK APPLES	828,800	211,732	48,408	1,336,056	657,205	87,210	5,409	86,087	164	3,261,070
BI-RED APPLES	616,468	3,494,599	1,686,437	2,113,471	103,476	154,976	0	28,660	1,717	8,199,804
GREEN APPLES	4,637,219	2,593,238	449,929	1,136,501	729,397	248,383	214,355	987,976	245	10,997,246
RED APPLES	731,827	1,960,410	36,212	927,445	269,240	200,292	0	184,789	491	4,310,706
UNDEFINED	1,390	153	654	183	0	82	0	4	0	2,466
Total	6,815,704	8,260,133	2,221,641	5,513,656	1,759,319	690,943	219,764	1,287,517	2,616	26,771,293

Indemnity:
 Agri-hub shall take all reasonable precautions to ensure that any information and data provided by Agri-hub from its information sources are correct. Neither Agri-hub nor any of its directors, employees or information sources take any responsibility for action or losses that might occur as a result of the usage of this information.

PEARS (12.50 kg Cartons)

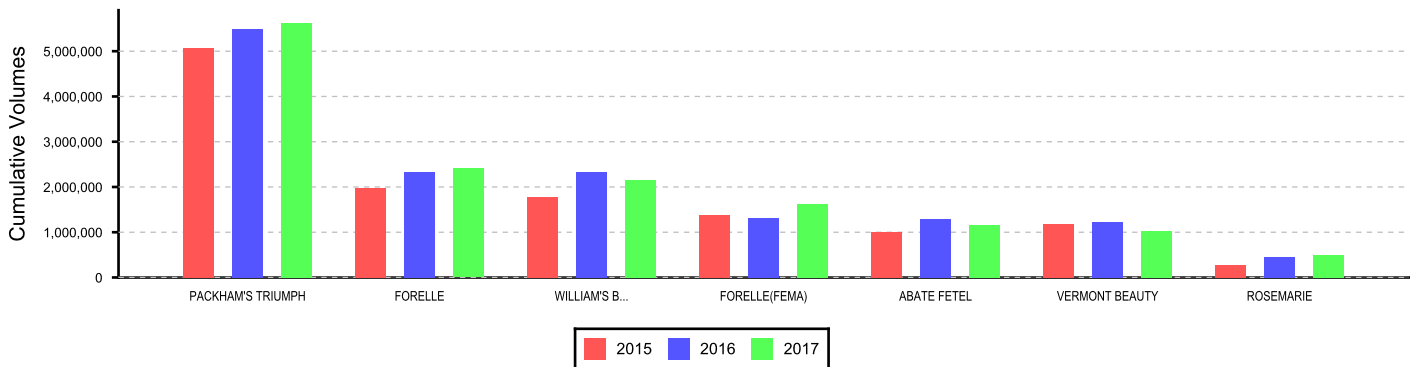
Total PEARS Exported



—	2016	ABATE FETEL	BEURRE BOSCH	BEURRE HARDY	BON ROUGE	CHEEKY	DOYENNE DU COMICE	FLAMINGO	SEMPRE	FORELLE(FEMA)	FORELLE	GOLDEN RUSSET BOSCH
■	OTHER	PACKHAM'S TRIUMPH	ROSEMARIE	VERMONT BEAUTY	WILLIAM'S BON CHRETIEN							

Region	Weekly volumes - Week 40									Cumulative volumes - YTD - week 40								
	2016 Air	2016 Ship	2016 Total	2017 Air	2017 Ship	2017 Total	Diff	%Diff		2016 Air	2016 Ship	2016 Total	2017 Air	2017 Ship	2017 Total	Diff	%Diff	Distr
Europe	0	2,610	2,610	0	0	0	-2,610	-100%		0	7,139,132	7,139,132	0	6,145,803	6,145,803	-993,328	-14%	38 %
Far East & Asia	0	34,979	34,979	0	90,738	90,738	55,759	159%		0	2,918,019	2,918,019	0	2,687,852	2,687,852	-230,166	-8%	17 %
Middle East	0	1,776	1,776	0	13,297	13,297	11,521	649%		0	3,293,065	3,293,065	0	3,060,176	3,060,176	-232,889	-7%	19 %
United Kingdom	0	0	0	0	0	0	0			0	871,438	871,438	0	1,055,515	1,055,515	184,076	21%	7 %
Africa	0	7,834	7,834	0	2,999	2,999	-4,835	-62%		0	557,391	557,391	0	445,410	445,410	-111,981	-20%	3 %
USA & Canada	0	0	0	0	0	0	0			0	434,334	434,334	0	426,277	426,277	-8,057	-2%	3 %
Indian Ocean Islands	0	450	450	0	14,943	14,943	14,493	3221%		0	225,666	225,666	0	241,564	241,564	15,899	7%	1 %
Russia	0	0	0	0	0	0	0			0	801,507	801,507	0	2,076,283	2,076,283	1,274,776	159%	13 %
Other	0	440	440	0	0	0	-440	-100%		0	11,106	11,106	0	3,510	3,510	-7,596	-68%	0 %
Total	0	48,088	48,088	0	121,976	121,976	73,888	154%		0	16,251,656	16,251,656	0	16,142,390	16,142,390	-109,266	-1%	

Major Cultivars Currently Exported



Cumulative volumes - YTD	Europe	Far East & Asia	Middle East	United Kingdom	Africa	USA & Canada	Indian Ocean Islands	Russia	Other	Total
BLUSH PEARS	1,300,072	544,144	2,004,284	258,798	65,032	171,520	43,926	493,994	0	4,881,769
BROWN PEARS	1,171,440	5,742	2,430	97,405	4,752	148,193	853	178,511	360	1,609,685
GREEN PEARS	3,506,995	2,053,461	231,599	579,135	330,749	104,318	167,497	1,272,902	3,060	8,249,716
LOW BLUSH PEARS	167,296	84,505	821,863	120,177	44,879	2,246	29,289	130,876	90	1,401,220
UNDEFINED	0	0	0	0	0	0	0	0	0	0
Total	6,145,803	2,687,852	3,060,176	1,055,515	445,410	426,277	241,564	2,076,283	3,510	16,142,390

Indemnity: Agri-hub shall take all reasonable precautions to ensure that any information and data provided by Agri-hub from its information sources are correct. Neither Agri-hub nor any of its directors, employees or information sources take any responsibility for action or losses that might occur as a result of the usage of this information.