

# STONE FRUIT *Inspection and Estimate*

Week 39 – 41 (2017/2018)

## APRICOTS

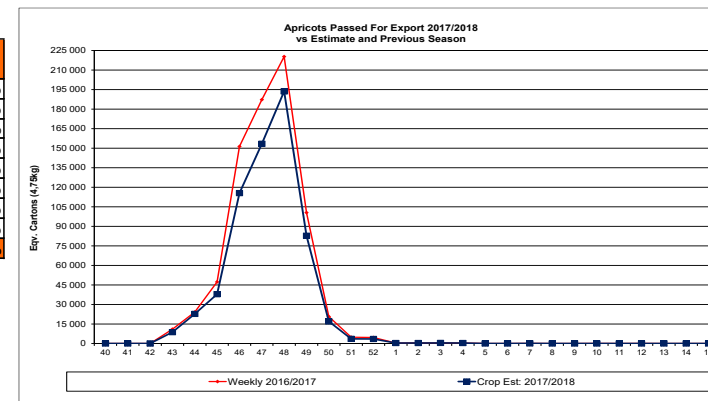
### HIGHLIGHTS

All volumes given in eqv cartons of 4.75 kg.

- The apricot season is expected to decrease by 17% compared to the previous season's crop. This decrease is due to drought and alternate bearing.

### ESTIMATE

Cultivar	2013/2014	2014/2015	2015/2016	2016/2017	2 yr avg	2017/2018 Estimate	2017/2018 vs Previous Season
IMPERIAL/PALSTEYN	428 666	403 863	344 587	379 416	362 002	343 475	- 35 941 -9%
SUPERGOLD	100 801	90 735	79 339	66 034	72 686	48 216	- 17 818 -27%
COLORADO			1 168	13 068	7 118	14 024	956 7%
CHARISMA	261 431	160 822	131 828	210 342	171 085	156 303	- 54 039 -26%
HONEYCOT®	12 254	30 731	15 753	19 702	17 727	9 459	- 10 243 -52%
BEBECO	95 864	75 544	71 921	54 778	63 349	40 534	- 14 244 -26%
SOLDONNE	59 724	36 005	37 076	13 648	25 362	12 103	- 1 545 -11%
OTHER	12 842	12 920	18 193	17 254	17 723	16 763	- 491 -3%
<b>TOTAL</b>	<b>971 581</b>	<b>810 619</b>	<b>699 864</b>	<b>774 240</b>	<b>737 052</b>	<b>640 877</b>	<b>- 133 363 -17%</b>



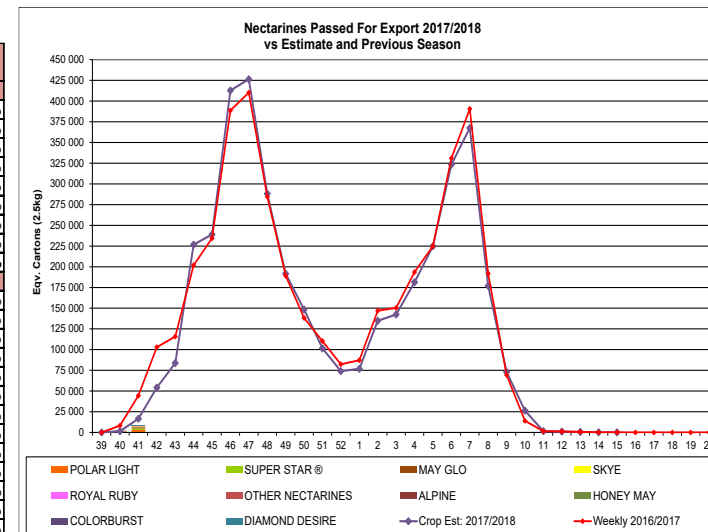
### HIGHLIGHTS

All volumes given in eqv cartons of 2.5kg.

- The timing of the season is 7–10 days later compared to the previous season.
- A projected decrease of 3% is expected on the export volumes for nectarines for the 2017/2018 season.
- Nectarines inspections passed for export YTD week 41 = 11 116 eqv. Cartons (-79% compared to 2016/2017) due to the timing of the season being 7-10 days later.

### ESTIMATE

Cultivar	2013/2014	2014/2015	2015/2016	2016/2017	2 yr avg	2017/2018 Estimate	2017/2018 vs Previous Season
<b>Early Season</b>							
SUPER STAR®	62 263	122 238	132 907	167 805	150 356	162 271	-5 534 -3%
CRIMSON GLO	53 393	69 436	49 655	45 266	47 461	43 408	-1 858 -4%
ALPINE	684 213	900 093	928 947	871 598	900 272	858 363	-13 234 -2%
RUBY SWEET	27 320	56 438	42 639	46 544	44 591	44 648	-1 896 -4%
STARBORNE	42 291	73 772	32 238	41 635	36 937	39 886	-1 749 -4%
SKYE	18 271	39 463	40 999	62 346	51 672	63 672	1 326 2%
ARCTIC STAR	30 083	73 962	59 794	70 980	65 387	72 373	1 393 2%
SUNBURST	76 471	82 418	106 253	141 238	123 746	144 167	2 929 2%
<b>TOTAL</b>	<b>994 303</b>	<b>1 417 820</b>	<b>1 393 433</b>	<b>1 447 410</b>	<b>1 420 421</b>	<b>1 428 787</b>	<b>-18 623 -1%</b>
<b>Mid and Late Season</b>							
UNICO	41 556	37 924	44 801	32 578	38 689	33 744	-1 167 -4%
N47-13(LUCIANA)	44 201	37 678	50 521	58 857	54 689	54 507	-4 350 -7%
MARGARET'S PRIDE	72 668	85 945	57 230	49 530	53 380	41 100	-8 429 -17%
SPRING BRIGHT	61 002	60 330	48 863	44 984	46 923	40 322	-4 662 -10%
FIRE PEARL	32 873	36 106	58 617	56 843	57 730	50 239	-6 604 -12%
RED JEWEL	47 353	34 371	33 893	36 956	35 424	29 412	-7 543 -20%
RUBY DIAMOND	29 750	71 722	57 152	55 275	56 213	45 484	-9 791 -18%
SUMMER BRIGHT	44 013	96 649	90 988	79 070	85 029	65 210	-13 861 -18%
FANTASIA	27 951	22 658	53 936	75 970	64 953	69 680	-6 290 -8%
SUMMER FIRE	36 788	46 640	37 511	78 478	57 994	73 974	-4 504 -6%
AUGUST BRIGHT	33 108	45 277	68 267	66 941	67 604	78 723	11 782 18%
AUGUST RED	523 078	563 556	699 273	693 098	696 186	649 533	-43 565 -6%
REGAL PEARL	29 183	38 476	64 323	52 095	58 209	48 133	-3 962 -8%
SNOW PEARL	8 150	25 859	34 916	30 388	30 388	48 670	13 754 39%
GIANT PEARL		3 868	17 874	44 911	31 392	45 655	745 2%
SEPTEMBER BRIGHT	83 093	70 930	74 205	91 936	83 070	76 995	-14 940 -16%
AUTUMN BRIGHT	2 575	17 617	19 289	45 622	32 456	45 481	-142 0%
<b>TOTAL</b>	<b>1 109 192</b>	<b>1 277 897</b>	<b>1 502 602</b>	<b>1 598 058</b>	<b>1 550 330</b>	<b>1 496 862</b>	<b>-101 196 -6%</b>
OTHER	845 710	1 045 179	1 121 391	1 077 365	1 099 378	1 069 675	-7 690 -1%
<b>TOTAL</b>	<b>2 949 206</b>	<b>3 740 896</b>	<b>4 017 425</b>	<b>4 122 833</b>	<b>4 070 129</b>	<b>3 995 323</b>	<b>-127 510 -3%</b>



## NECTARINES

Cultivars passed for export	2016/2017 Eqv Cartons YTD WK 41	2017/2018 Eqv Cartons YTD WK 41	% Diff vs 2016/2017
POLAR LIGHT		3 131	0%
SUPER STAR®	44 828	2 986	-93%
MAY GLO	1 113	1 901	71%

# PEACHES

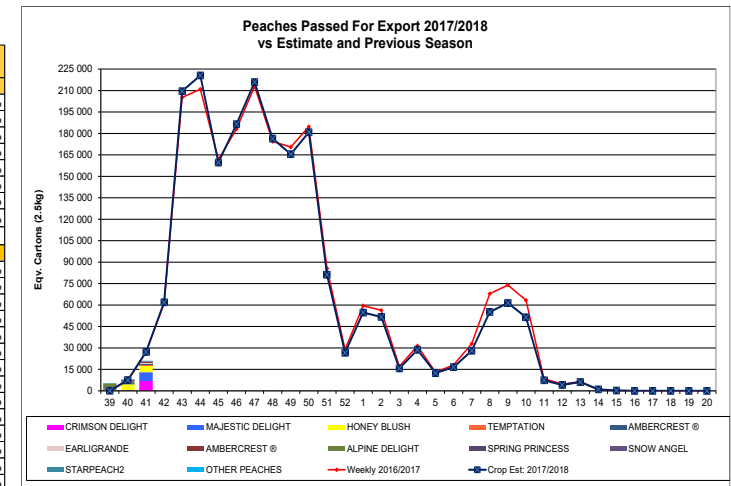
## HIGHLIGHTS

All volumes given in eqv cartons of 2.5kg.

- The early season peach volumes is expected to increase by 4% compared to the previous season. This is due to young orchards coming into production. The mid to late season volumes is expected to decrease by 7%. The total peach estimate is expected to decrease by 3%.
- Peach inspections passed for export YTD week 41 = 33 971 eqv. Cartons (-2% compared to 2016/2017).

## ESTIMATE

Cultivar	2013/2014	2014/2015	2015/2016	2016/2017	2 yr avg	2017/2018 Estimate	2017/2018 vs Previous Season
<b>Early Season</b>							
AMBERCREST®	104 850	156 184	212 461	226 328	219 394	222 328	-4 000 -2%
SNOW ANGEL	5 204	21 466	19 577	29 313	24 445	32 837	3 523 12%
MAJESTIC DELIGHT	27 213	61 880	67 812	81 882	74 847	81 882	- 0%
CRIMSON DELIGHT	9 452	25 461	18 853	21 007	19 930	20 424	-583 -3%
EARLIGRANDE	24 699	30 590	14 126	13 762	13 944	13 762	0 0%
SPRING PRINCESS	21 581	96 454	73 898	108 671	91 284	127 464	18 793 17%
SAN PEDRO	43 157	50 346	31 602	20 751	26 176	15 751	-5 000 -24%
TEMPTATION	88 575	166 558	241 891	278 804	260 347	298 999	20 195 7%
<b>TOTAL</b>	<b>324 733</b>	<b>608 940</b>	<b>680 219</b>	<b>780 517</b>	<b>730 368</b>	<b>813 446</b>	<b>32 929 4%</b>
<b>Mid and Late Season</b>							
TRANSVALIA	335 512	277 216	284 324	188 995	236 660	175 216	-13 779 -7%
BRITTANEY LANE	75 301	93 351	146 679	120 579	133 629	122 368	-1 789 1%
EARL BLUSH	20 735	17 389	33 495	74 021	53 758	69 021	- 5 000 -7%
JIM DANDY	110 041	141 004	153 409	125 046	139 227	127 394	-2 348 2%
SUMMERTIME	25 721	54 626	84 781	48 382	66 582	48 382	0 0%
NOVADONNA	51 623	42 155	30 137	33 567	31 852	35 049	1 482 4%
IVORY DUCHESS			8 346	17 651	12 999	22 088	4 437 25%
RICH LADY	102 917	137 811	128 945	74 942	101 943	69 942	-5 000 -7%
EARL RICH	20 021	27 845	22 809	23 601	23 205	20 601	-3 000 -13%
DECEMBER PRINCE	23 462	24 388	25 748	36 872	31 310	33 256	-3 617 -10%
SCARLET RICH	29 520	49 395	49 176	46 214	47 695	43 214	-3 000 -6%
SUMMER ZEE	24 626	38 380	29 367	29 870	29 618	26 870	-3 000 -10%
EXCELLENCE	38 410	59 925	26 452	37 285	31 869	34 285	-3 000 -8%
JULEPRETTY	10 474	22 794	32 691	25 551	29 121	23 051	-2 500 -10%
JULENICE	22 821	32 491	34 822	22 190	28 506	19 690	-2 500 -11%
FAIRTIME	115 306	101 400	126 125	156 505	141 315	121 505	-35 000 -22%
<b>TOTAL</b>	<b>1 006 490</b>	<b>1 120 178</b>	<b>1 217 306</b>	<b>1 061 273</b>	<b>1 139 290</b>	<b>991 933</b>	<b>-69 340 -7%</b>
OTHER	240 012	255 545	314 953	327 220	321 086	308 342	-18 878 -6%
<b>TOTAL</b>	<b>1 571 234</b>	<b>1 984 663</b>	<b>2 212 478</b>	<b>2 169 010</b>	<b>2 190 744</b>	<b>2 113 722</b>	<b>-55 289 -3%</b>



Cultivars passed for export	2016/2017 Eqv Cartons YTD WK 41	2017/2018 Eqv Cartons YTD WK 41	% Diff vs 2016/2017
HONEY BLUSH	11 450	8 463	-26%
ALPINE DELIGHT	1 500	7 645	410%
CRIMSON DELIGHT	2 115	7 140	238%

# PLUMS

## HIGHLIGHTS

All volumes given in eqv cartons of 5.25kg.

- An increase of 1% is expected on the early season export volumes for plums and a decrease of 5% is expected on the Mid to Late season volumes. Increases on individual cultivars is due to young orchards coming into production. A total decrease on plums of 4% is anticipated compared to the 2016/2017 season.

## ESTIMATE

Cultivar	2013/2014	2014/2015	2015/2016	2016/2017	2 yr avg	2017/2018 Estimate	2017/2018 vs Previous Season
<b>Early Season</b>							
AFRICAN ROSE	326 017	284 950	391 370	469 472	430 421	483 058	13 587 3%
PIONEER	402 010	429 769	286 733	249 395	268 064	224 679	-24 716 -10%
SAPPHIRE	769 174	746 526	575 688	637 241	606 465	644 109	6 868 1%
SOUVENIR	166 961	143 624	172 878	167 504	170 191	165 636	-1 867 -1%
RUBY SUN		15 522	59 616	119 592	89 604	131 889	12 297 10%
SUPLUMTWENTYFIVE/BLACK GIANT®	45 998	64 939	52 796	72 733	62 764	71 733	-1 000 -1%
PURPLE MAJESTY	241 706	326 192	338 908	367 159	353 033	387 428	20 269 6%
AFRICAN PRIDE/SUNKISS	453 616	564 483	537 398	478 451	507 925	481 664	-3 213 1%
<b>TOTAL</b>	<b>2 405 482</b>	<b>2 576 005</b>	<b>2 415 387</b>	<b>2 561 546</b>	<b>2 488 467</b>	<b>2 590 196</b>	<b>28 650 1%</b>
<b>Mid and Late Season</b>							
BLACK DIAMOND/SUPLUMELEVEN	81 746	130 675	133 890	159 224	146 557	178 319	19 095 12%
FORTUNE	793 254	870 880	790 956	982 489	886 723	994 672	12 183 1%
BLACK PEARL	81 068	89 009	155 212	196 192	175 702	213 446	17 254 9%
LADY RED	216 332	299 215	293 399	287 303	290 351	284 436	-2 867 -1%
SUN SUPREME	213 380	282 095	199 890	261 917	230 904	263 954	2 036 1%
FLAVOR KING	272 565	352 893	294 656	285 222	289 939	295 414	10 192 4%
LARRY ANNE	147 725	213 584	212 867	313 210	263 039	298 619	-14 591 -5%
LAETITIA	1 881 125	1 815 703	1 712 828	1 536 788	1 624 808	1 317 473	-219 315 -14%
SONGOLD	1 638 719	1 491 808	1 284 050	1 177 695	1 230 872	1 051 806	-125 889 -11%
SUN BREEZE			87 265	115 618	101 441	99 618	-16 000 -14%
AFRICAN DELIGHT	697 459	1 171 701	1 044 197	1 468 171	1 256 184	1 438 466	-29 705 -2%
RUBY STAR	107 039	256 283	268 650	532 940	400 795	598 051	65 111 12%
SOUTHERN BELLE	645 722	654 086	669 401	559 852	614 626	520 654	-39 198 -7%
ANGELENO/SUPLUMSK	859 964	710 493	925 174	1 038 852	982 013	953 366	-85 486 -8%
SEPTEMBER YUMMY	56 894	62 049	27 355	67 572	47 464	56 832	-10 740 -16%
FLAVOR FALL	112 081	150 056	238 467	293 275	265 871	290 702	-2 573 -1%
<b>TOTAL</b>	<b>10 951 876</b>	<b>8 550 532</b>	<b>8 338 258</b>	<b>9 276 322</b>	<b>8 807 289</b>	<b>8 855 828</b>	<b>-420 493 -5%</b>
OTHER	302 301	380 792	320 526	511 246	415 886	454 040	-57 207 -11%
<b>TOTAL</b>	<b>10 512 857</b>	<b>11 507 330</b>	<b>11 074 170</b>	<b>12 349 114</b>	<b>11 711 642</b>	<b>11 900 064</b>	<b>-449 050 -4%</b>

