

STONE FRUIT *Inspection and Estimate*

Week 40 – 15 (2016/2017)

APRICOTS

HIGHLIGHTS

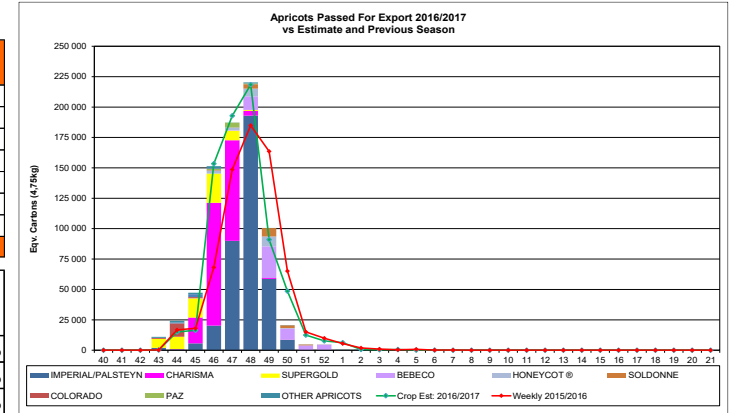
All volumes given in eqv cartons of 4.75 kg.

- The apricot season concluded with 774 318 eqv. cartons passed for export, which is an increase of 11% compared to last season. This is mainly due to increased volumes of Charisma and Imperial/Palsteyn.
- The increase in export volumes can be attributed to recovery in the Klein Karoo production region.
- Main markets: Middle East (46%), United Kingdom (27%) and Europe (24%).

ESTIMATE

| Cultivar | 2013/2014 | 2014/2015 | 2015/2016 | 2 yr avg | 2016/2017 Actuals | 2015/2016 vs Previous Season |
|--------------------|----------------|----------------|----------------|----------------|-------------------|------------------------------|
| IMPERIAL/PALSTEYN | 428 666 | 403 862 | 344 587 | 374 225 | 379 416 | 34 829 10% |
| CHARISMA | 261 431 | 160 822 | 131 828 | 146 325 | 210 342 | 78 514 60% |
| SUPERGOLD | 100 801 | 90 735 | 79 339 | 85 037 | 66 034 | -13 305 -17% |
| BEBECO | 95 864 | 75 544 | 71 921 | 73 733 | 54 778 | -17 143 -24% |
| SOLDONNE | 59 724 | 36 005 | 37 076 | 36 541 | 13 648 | -23 428 -63% |
| HONEYCOT® | 12 254 | 30 731 | 15 753 | 23 242 | 19 702 | 3 949 25% |
| OTHER | 12 842 | 12 920 | 19 392 | 16 156 | 30 398 | 11 006 57% |
| Grand Total | 971 581 | 810 619 | 699 895 | 755 257 | 774 318 | 74 422 11% |

| Cultivars passed for export | 2015/2016 Eqv Cartons YTD WK 15 | 2016/2017 Eqv Cartons YTD WK 15 | % Diff vs 2015/2016 |
|-----------------------------|---------------------------------|---------------------------------|---------------------|
| IMPERIAL/PALSTEYN | 344 587 | 379 416 | 10% |
| CHARISMA | 131 828 | 210 342 | 60% |
| SUPERGOLD | 79 339 | 66 034 | -17% |



NECTARINES

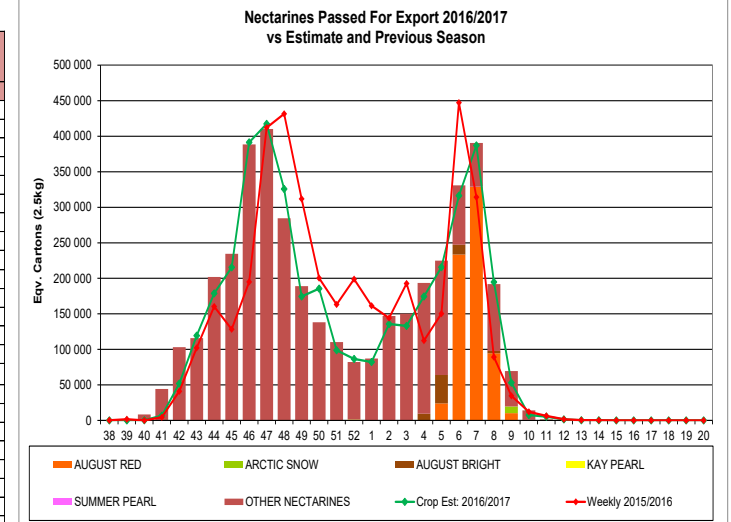
HIGHLIGHTS

All volumes given in eqv cartons of 2.5kg.

- The nectarine season has concluded with a total of approximately 4.1 million eqv. Cartons passed for export. This is an increase of 3% compared to the previous season.

ESTIMATE

| Cultivar | 2013/2014 | 2014/2015 | 2015/2016 | 2 yr avg | 2016/2017 Actuals | 2016/2017 vs Previous Season |
|----------------------|------------------|------------------|------------------|------------------|-------------------|------------------------------|
| Actuals | | | | | | |
| SUPER STAR® | 62 263 | 122 238 | 131 518 | 126 878 | 167 805 | 36 287 28% |
| SKYE | 18 271 | 39 463 | 40 999 | 40 231 | 62 346 | 21 347 52% |
| CRIMSON GLO | 53 393 | 69 435 | 49 655 | 59 545 | 45 266 | -4 389 -9% |
| RUBY SWEET | 27 320 | 56 438 | 42 639 | 49 538 | 46 544 | 3 905 9% |
| STARBORNE | 42 291 | 73 771 | 32 238 | 53 005 | 41 635 | 9 397 29% |
| ALPINE | 684 213 | 900 039 | 928 947 | 914 493 | 871 598 | -57 349 -6% |
| SUNBURST | 76 471 | 82 418 | 106 223 | 94 321 | 141 238 | 35 015 33% |
| UNICO | 41 556 | 37 924 | 44 801 | 41 362 | 32 578 | -12 223 -27% |
| MAY GLO | 48 831 | 55 499 | 37 617 | 46 558 | 14 657 | -22 960 -61% |
| ROYAL GLO | 31 656 | 36 638 | 29 602 | 33 120 | 31 915 | 2 313 8% |
| ARCTIC STAR | 30 083 | 73 962 | 59 793 | 66 878 | 70 980 | 11 187 19% |
| KAY DIAMOND | 4 712 | 12 669 | 37 081 | 24 875 | 32 171 | -4 910 -13% |
| N47-13(LUCIANA) | 44 201 | 37 677 | 50 521 | 44 099 | 58 857 | 8 336 17% |
| SPRING BRIGHT | 61 002 | 60 330 | 48 532 | 54 431 | 44 984 | -3 548 -7% |
| MARGARET'S PRIDE | 72 668 | 85 945 | 57 230 | 71 587 | 49 530 | -7 700 -13% |
| RED JEWEL | 47 353 | 35 308 | 33 893 | 34 600 | 36 956 | 3 063 9% |
| RUBY DIAMOND | 29 750 | 71 721 | 57 152 | 64 436 | 55 275 | -1 877 -3% |
| FANTASIA | 27 951 | 22 658 | 53 936 | 38 297 | 75 970 | 22 034 41% |
| SUMMER FIRE | 36 788 | 46 640 | 37 511 | 42 075 | 78 476 | 40 965 109% |
| SUMMER BRIGHT | 44 013 | 96 649 | 90 988 | 93 818 | 79 070 | -11 918 -13% |
| AUGUST BRIGHT | 33 108 | 45 277 | 68 267 | 56 772 | 66 941 | -1 326 -2% |
| FIRE PEARL | 32 873 | 36 106 | 58 617 | 47 362 | 56 843 | -1 774 -3% |
| REGAL PEARL | 29 183 | 38 476 | 64 323 | 51 399 | 52 075 | -12 248 -19% |
| SNOW PEARL | 8 150 | 25 859 | 17 005 | 34 914 | 9 055 35% | |
| NECTAGALA (REGAL'N™) | 21 768 | 58 410 | 32 413 | 45 412 | 29 777 | -2 636 -8% |
| ARCTIC RUNNER | 5 705 | 39 178 | 26 138 | 32 658 | 20 705 | -5 433 -21% |
| AUGUST RED | 523 078 | 563 556 | 699 273 | 631 414 | 692 918 | -6 355 -1% |
| SEPTEMBER BRIGHT | 83 093 | 70 938 | 75 352 | 73 145 | 91 936 | 16 584 22% |
| OTHER | 718 166 | 866 803 | 995 592 | 931 197 | 1 036 741 | 41 150 4% |
| Grand Total | 2 931 758 | 3 744 318 | 4 016 711 | 3 880 515 | 4 120 701 | 103 990 3% |



| Cultivars passed for export | 2015/2016 Eqv Cartons YTD WK 15 | 2016/2017 Eqv Cartons YTD WK 15 | % Diff vs 2015/2016 |
|-----------------------------|---------------------------------|---------------------------------|---------------------|
| AUGUST RED | 699 273 | 693 098 | -1% |
| SEPTEMBER BRIGHT | 74 205 | 91 936 | 24% |
| ARCTIC SNOW | 12 533 | 10 454 | -17% |

PEACHES

HIGHLIGHTS

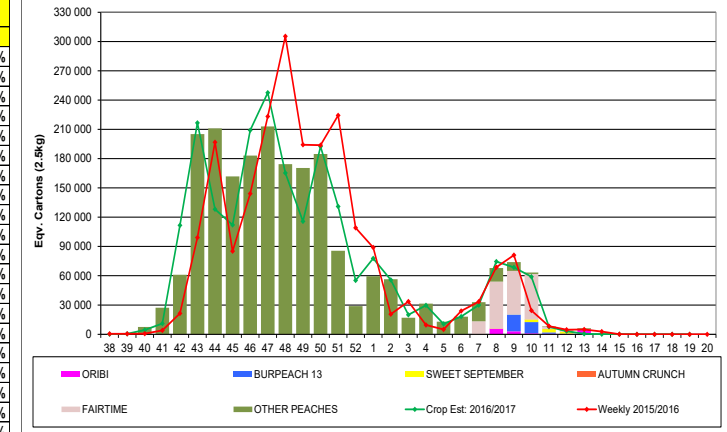
All volumes given in eqv cartons of 2.5kg.

- The peach season has concluded with approximately 2.17 million eqv. Cartons passed for export. This is a decrease of 3% compared to 2015/2016. The main varieties contributing to this decrease were Transvalia, Brittaney Lane, Rich Lady, Jim Dandy and Summertime.
- Main markets: Middle East (41%), UK (36%) and Europe (15%).

ESTIMATE

| Cultivar | 2013/2014 | 2014/2015 | 2015/2016 | 2 yr avg | 2016/2017 Actuals | 2016/2017 vs Previous Season |
|--------------------|------------------|------------------|------------------|------------------|-------------------|------------------------------|
| Actuals | | | | | | |
| AMBERCREST® | 104 850 | 156 184 | 227 338 | 191 761 | 226 328 | -1 010 0% |
| TEMPTATION | 88 575 | 166 558 | 241 891 | 204 224 | 278 804 | 36 913 15% |
| SPRING PRINCESS | 21 581 | 96 454 | 73 898 | 85 176 | 108 671 | 34 773 47% |
| MAJESTIC DELIGHT | 27 213 | 61 880 | 67 812 | 64 846 | 81 882 | 14 070 21% |
| SAN PEDRO | 43 157 | 50 346 | 31 602 | 40 974 | 20 751 | -10 851 -34% |
| SNOW ANGEL | 5 204 | 21 467 | 19 577 | 20 522 | 29 313 | 9 736 50% |
| CRIMSON DELIGHT | 9 452 | 25 461 | 18 853 | 22 157 | 21 007 | 2 154 11% |
| EARLGRANDE | 24 699 | 30 590 | 14 126 | 22 358 | 13 762 | -364 -3% |
| SATIN DELIGHT | 15 039 | 14 758 | 7 701 | 11 229 | 2 060 | -5 641 -73% |
| TRANSVALIA | 335 512 | 277 216 | 284 324 | 280 770 | 188 995 | -95 329 -34% |
| BRITTANEY LANE | 75 301 | 93 351 | 146 679 | 120 015 | 120 579 | -26 100 -18% |
| DECEMBER PRINCESS | 23 462 | 24 388 | 25 748 | 25 068 | 36 872 | 11 124 43% |
| EARLIRICH | 20 021 | 27 845 | 22 809 | 25 327 | 23 601 | 792 3% |
| JIM DANDY | 110 041 | 141 004 | 153 409 | 147 206 | 125 046 | -28 363 -18% |
| RICH LADY | 102 917 | 137 811 | 128 923 | 133 367 | 74 942 | -53 981 -42% |
| SUMMERTIME | 25 721 | 55 198 | 84 781 | 69 990 | 48 382 | -36 399 -43% |
| SCARLET RICH | 29 520 | 49 395 | 49 176 | 49 285 | 46 214 | -2 962 -6% |
| SUMMER ZEE | 24 626 | 38 380 | 29 367 | 33 874 | 29 870 | 503 2% |
| EXCELLENCE | 38 410 | 59 925 | 26 452 | 43 188 | 37 258 | 10 806 41% |
| EARLIBLUSH | 20 735 | 17 399 | 33 495 | 25 447 | 74 021 | 40 526 121% |
| NOVADONNA | 51 623 | 42 155 | 30 137 | 36 146 | 33 567 | 3 430 11% |
| FAIRTIME | 115 306 | 101 400 | 126 125 | 113 762 | 156 505 | 30 380 24% |
| JULIENICE | 22 821 | 32 490 | 34 822 | 33 656 | 22 190 | -12 632 -36% |
| JULIEPRETTY | 10 474 | 22 794 | 32 691 | 27 743 | 25 551 | -7 140 -22% |
| OTHER | 224 973 | 246 700 | 315 421 | 281 060 | 343 876 | 28 455 9% |
| Grand Total | 1 571 234 | 1 991 148 | 2 227 156 | 2 109 152 | 2 170 047 | -57 109 -3% |

Peaches Passed For Export 2016/2017 vs Estimate and Previous Season



| Cultivars passed for export | 2015/2016 Eqv Cartons YTD WK 15 | 2016/2017 Eqv Cartons YTD WK 15 | % Diff vs 2015/2016 |
|-----------------------------|---------------------------------|---------------------------------|---------------------|
| FAIRTIME | 126 125 | 156 505 | 24% |
| BURPEACH 13 | 18 413 | 30 457 | 65% |
| ORIBI | | 16 118 | - |

HIGHLIGHTS

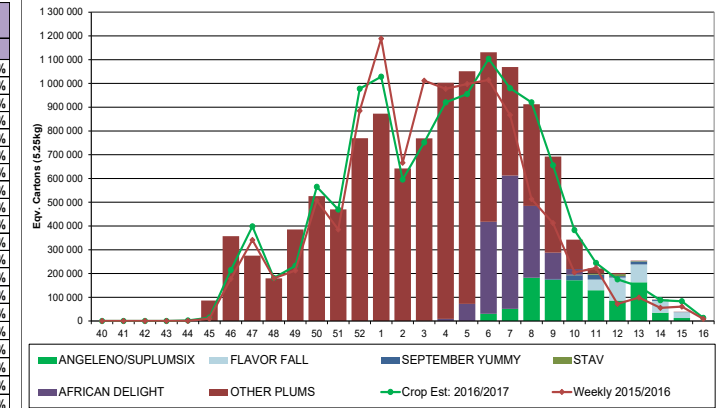
All volumes given in eqv cartons of 5.25kg.

- The plum season virtually concluded on 12.34 mil eqv. cartons which is an increase of 11% compared to last season. This is mainly the result of young orchards coming into production.
- Angeleno/Suplumsix volumes passed for export are up 13% compared to the previous season.
- Flavor Fall inspections passed for export YTD week 15 = 291 378 eqv. cartons (+25%) compared to the 2015/2016 season.

ESTIMATE

| Cultivar | 2013/2014 | 2014/2015 | 2015/2016 | 2 yr avg | 2016/2017 Actuals | 2016/2017 vs Previous Season |
|-------------------------------|-------------------|-------------------|-------------------|-------------------|-------------------|------------------------------|
| Actuals | | | | | | |
| PIONEER | 402 010 | 429 770 | 286 733 | 358 251 | 249 395 | -37 338 -13% |
| AFRICAN ROSE | 326 017 | 284 950 | 391 364 | 338 157 | 469 472 | 78 108 20% |
| SAPPHIRE | 769 174 | 746 526 | 575 688 | 661 107 | 636 951 | 61 263 11% |
| PURPLE MAJESTY | 241 706 | 326 192 | 338 908 | 332 550 | 367 159 | 28 251 8% |
| RUBY SUN | | 15 522 | 59 616 | 37 569 | 119 592 | 59 976 101% |
| SUPLUMTWENTYFIVE/BLACK GIANT® | 45 998 | 64 940 | 52 796 | 58 868 | 72 733 | 19 937 38% |
| SOUVENIR | 166 961 | 143 624 | 172 878 | 158 251 | 167 504 | -5 374 -3% |
| FORTUNE | 793 254 | 870 880 | 790 956 | 830 918 | 982 489 | 191 533 24% |
| BLACK DIAMOND/SUPLUMELEVEN | 81 746 | 124 244 | 133 890 | 129 067 | 159 205 | 25 315 19% |
| LADY RED | 216 332 | 299 214 | 293 399 | 296 307 | 287 303 | -6 096 -2% |
| AFRICAN PRIDE/SUNKISS | 453 616 | 566 121 | 537 398 | 551 759 | 478 442 | -58 956 -11% |
| BLACK PEARL | 81 068 | 89 009 | 155 212 | 122 111 | 196 192 | 40 980 26% |
| RUBY RED | 42 807 | 67 343 | 45 478 | 56 411 | 34 347 | -11 131 -24% |
| FLAVOR KING | 272 565 | 354 687 | 294 656 | 324 671 | 285 222 | -9 434 -3% |
| SUN SUPREME | 213 380 | 282 095 | 199 890 | 240 992 | 261 917 | 62 027 31% |
| SUN BREEZE | | | 87 265 | 87 265 | 115 618 | 28 353 32% |
| RUBY STAR | 107 039 | 256 283 | 268 650 | 262 467 | 532 940 | 264 290 98% |
| LAETITIA | 1 881 125 | 1 815 702 | 1 712 828 | 1 764 265 | 1 536 685 | -176 143 -10% |
| SONGOLD | 1 638 719 | 1 491 809 | 1 284 050 | 1 387 929 | 1 177 652 | -106 398 -8% |
| AFRICAN DELIGHT | 697 459 | 1 173 193 | 1 044 197 | 1 108 695 | 1 468 066 | 423 869 41% |
| SOUTHERN BELLE | 645 722 | 654 086 | 669 401 | 661 743 | 559 852 | -109 549 -16% |
| LARRY ANNE | 147 725 | 213 584 | 212 867 | 213 226 | 313 210 | 100 343 47% |
| ANGELENO/SUPLUMSIX | 859 964 | 710 493 | 925 174 | 817 834 | 1 038 254 | 113 080 12% |
| FLAVOR FALL | 112 081 | 150 056 | 238 467 | 194 262 | 291 378 | 52 911 22% |
| SEPTEMBER YUMMY | 56 894 | 62 049 | 27 355 | 44 702 | 67 542 | 40 187 147% |
| OTHER | 253 385 | 319 881 | 275 048 | 297 465 | 476 516 | 201 468 73% |
| Grand Total | 10 506 747 | 11 512 255 | 11 074 164 | 11 336 842 | 12 345 636 | 1 667 885 11% |

Plums Export Estimate 2016/2017 vs Previous Seasons



| Cultivars passed for export | 2015/2016 Eqv Cartons YTD WK 15 | 2016/2017 Eqv Cartons YTD WK 15 | % Diff vs 2015/2016 |
|-----------------------------|---------------------------------|---------------------------------|---------------------|
| ANGELENO/SUPLUMSIX | 921 520 | 1 038 254 | 13% |
| FLAVOR FALL | 233 244 | 291 378 | 25% |
| SEPTEMBER YUMMY | 27 355 | 67 542 | 147% |