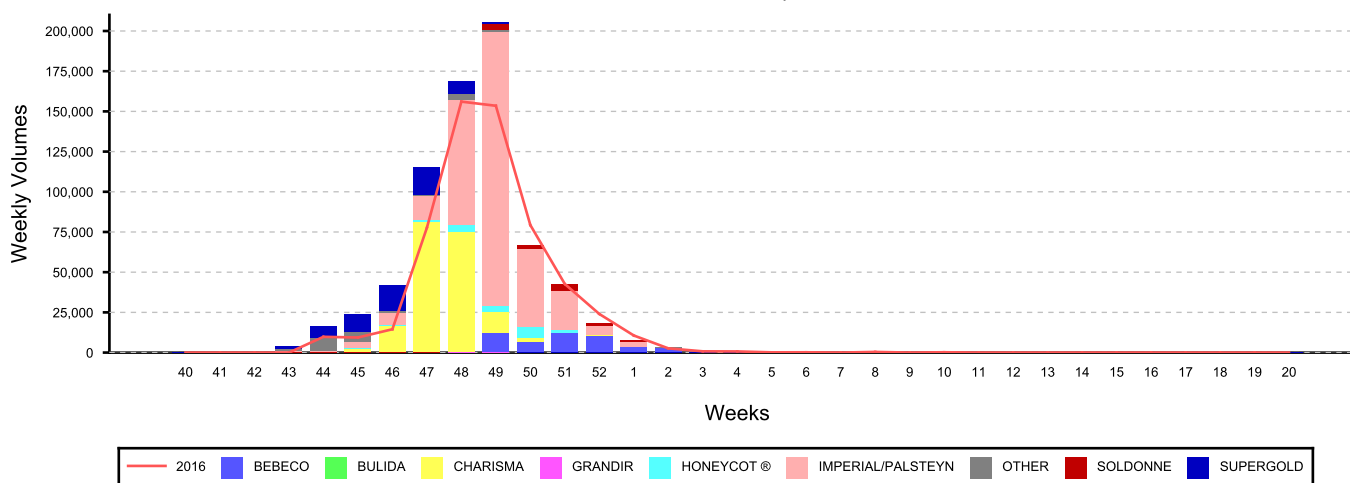


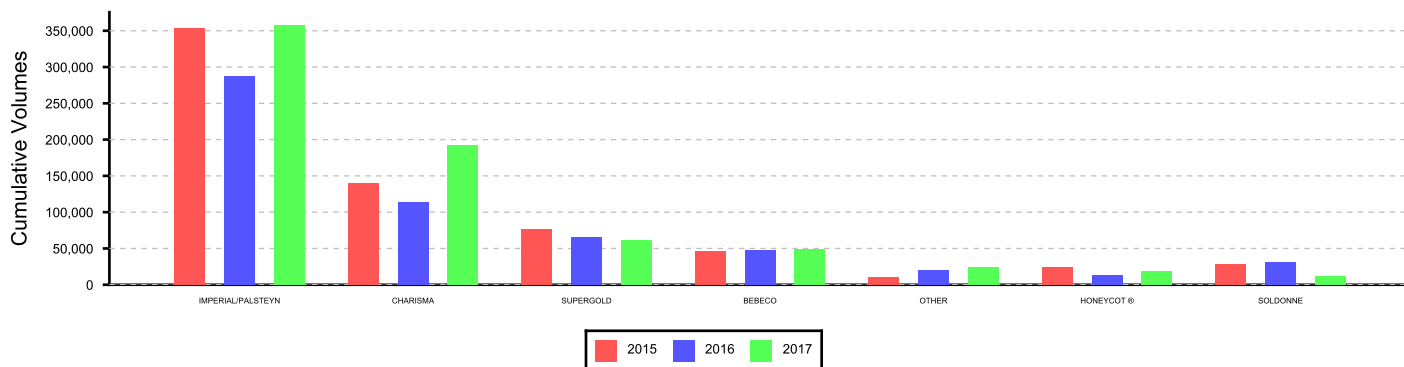
## APRICOTS (4.75 kg Cartons )

Total APRICOTS Exported



Region	Weekly volumes - Week 18									Cumulative volumes - YTD - week 18								
	2016 Air	2016 Ship	2016 Total	2017 Air	2017 Ship	2017 Total	Diff	%Diff		2016 Air	2016 Ship	2016 Total	2017 Air	2017 Ship	2017 Total	Diff	%Diff	Distr
Europe	0	0	0	0	0	0	0	0		8,521	142,986	151,507	6,999	169,611	176,610	25,104	17%	25 %
Middle East	0	0	0	0	0	0	0	0		42,711	235,431	278,142	51,103	273,442	324,545	46,403	17%	45 %
United Kingdom	0	0	0	0	0	0	0	0		37,277	106,093	143,371	31,230	163,859	195,089	51,718	36%	27 %
Far East & Asia	0	0	0	0	0	0	0	0		0	3,153	3,153	1,604	4,977	6,581	3,428	109%	1 %
Africa	0	0	0	0	0	0	0	0		1,933	2,457	4,390	445	5,352	5,797	1,407	32%	1 %
Indian Ocean Islands	0	0	0	0	0	0	0	0		2	964	966	592	2,751	3,342	2,376	246%	0 %
USA & Canada	0	0	0	0	0	0	0	0		380	404	784	463	0	463	-321	-41%	0 %
Russia	0	0	0	0	0	0	0	0		0	0	0	0	0	0	0	0	0 %
Other	0	0	0	0	0	0	0	0		0	222	222	405	1,796	2,201	1,979	891%	0 %
<b>Total</b>	<b>0</b>	<b>0</b>	<b>0</b>	<b>0</b>	<b>0</b>	<b>0</b>	<b>0</b>	<b>0</b>		<b>90,824</b>	<b>491,710</b>	<b>582,535</b>	<b>92,841</b>	<b>621,787</b>	<b>714,628</b>	<b>132,093</b>	<b>23%</b>	

Major Cultivars Currently Exported

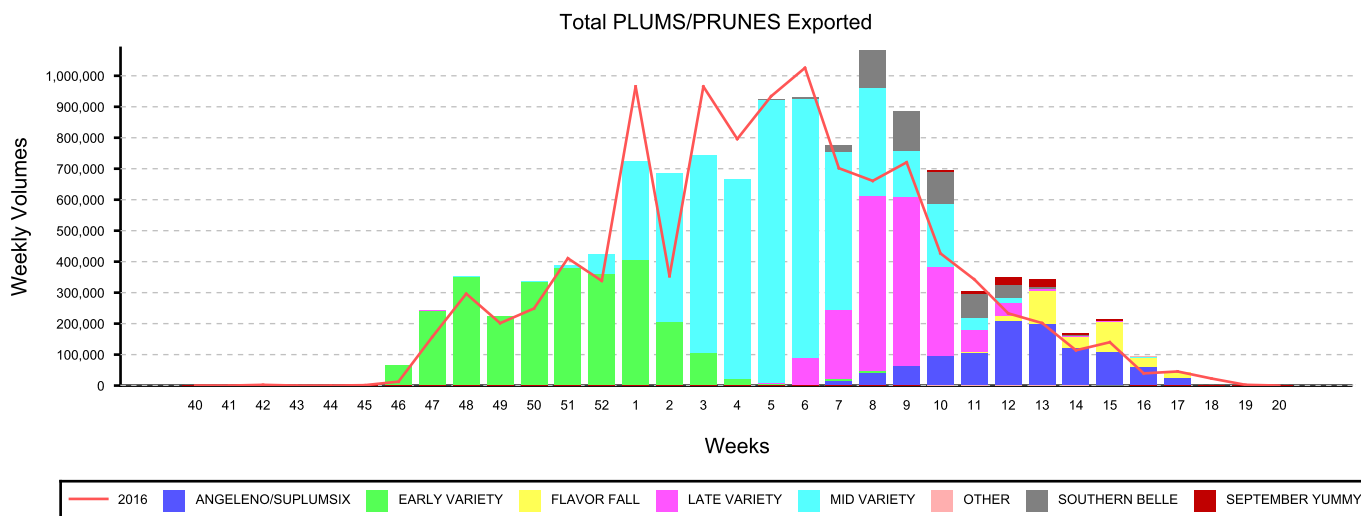


Cumulative volumes - YTD	Europe	Middle East	United Kingdom	Far East & Asia	Africa	Indian Ocean Islands	USA & Canada	Russia	Other	Total
APRICOTS	176,610	324,545	195,089	6,581	5,797	3,342	463	0	2,201	714,628
<b>Total</b>	<b>176,610</b>	<b>324,545</b>	<b>195,089</b>	<b>6,581</b>	<b>5,797</b>	<b>3,342</b>	<b>463</b>	<b>0</b>	<b>2,201</b>	<b>714,628</b>

Indemnity:

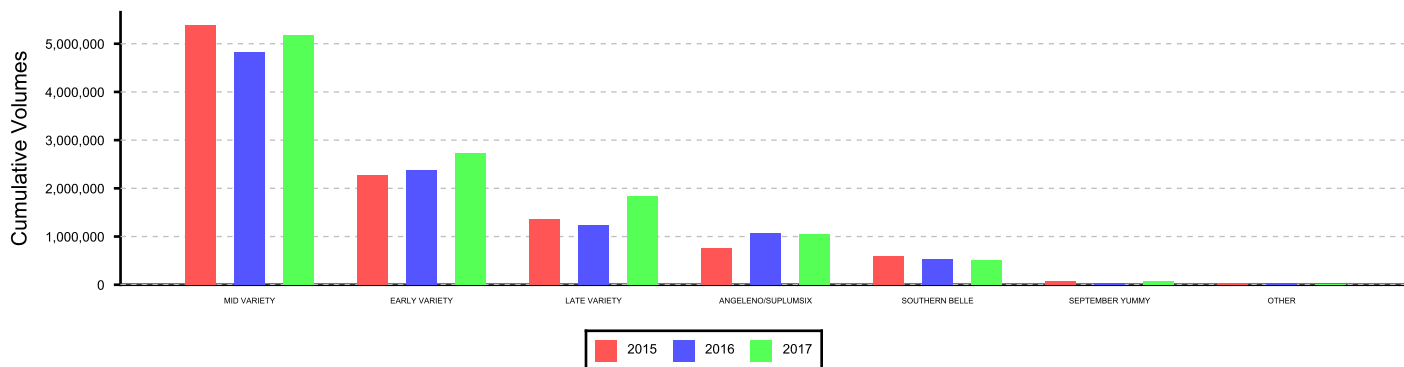
Agri-hub shall take all reasonable precautions to ensure that any information and data provided by Agri-hub from its information sources are correct. Neither Agri-hub nor any of its directors, employees or information sources take any responsibility for action or losses that might occur as a result of the usage of this information.

## PLUMS/PRUNES (5.25 kg Cartons )



Region	Weekly volumes - Week 18									Cumulative volumes - YTD - week 18								
	2016 Air	2016 Ship	2016 Total	2017 Air	2017 Ship	2017 Total	Diff	%Diff		2016 Air	2016 Ship	2016 Total	2017 Air	2017 Ship	2017 Total	Diff	%Diff	Distr
Europe	0	0	0	0	57	57	57	%		8,597	4,569,393	4,577,990	9,847	5,289,689	5,299,536	721,546	16%	45 %
United Kingdom	0	0	0	0	0	0	0			53,465	2,579,675	2,633,140	41,519	2,996,550	3,038,069	404,929	15%	26 %
Middle East	0	0	0	0	0	0	0			55,734	1,893,774	1,949,509	35,090	2,072,787	2,107,877	158,368	8%	18 %
Far East & Asia	0	6,112	6,112	0	0	0	-6,112	-100%		3,026	521,840	524,866	20,677	505,293	525,970	1,104	0%	5 %
Africa	0	3,420	3,420	0	1,080	1,080	-2,340	-68%		4,547	195,440	199,987	3,599	113,724	117,323	-82,664	-41%	1 %
Indian Ocean Islands	0	8,098	8,098	0	0	0	-8,098	-100%		929	126,181	127,109	1,375	82,438	83,813	-43,296	-34%	1 %
USA & Canada	0	3,958	3,958	0	0	0	-3,958	-100%		537	43,751	44,288	0	10,556	10,556	-33,732	-76%	0 %
Russia	0	0	0	0	0	0	0			0	215,136	215,136	0	467,079	467,079	251,943	117%	4 %
Other	0	1,219	1,219	0	0	0	-1,219	-100%		0	86,088	86,088	0	16,846	16,846	-69,242	-80%	0 %
<b>Total</b>	<b>0</b>	<b>22,807</b>	<b>22,807</b>	<b>0</b>	<b>1,137</b>	<b>1,137</b>	<b>-21,670</b>	<b>-95%</b>		<b>126,835</b>	<b>10,231,279</b>	<b>10,358,113</b>	<b>112,107</b>	<b>11,554,962</b>	<b>11,667,069</b>	<b>1,308,956</b>	<b>13%</b>	

### Major Cultivars Currently Exported

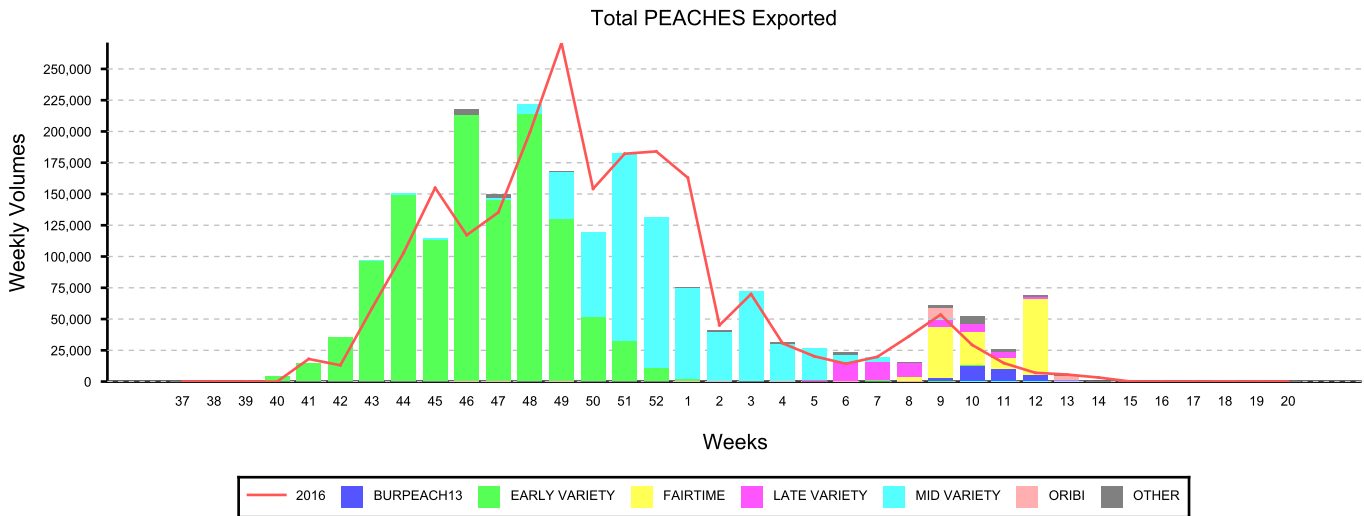


Cumulative volumes - YTD	Europe	United Kingdom	Middle East	Far East & Asia	Africa	Indian Ocean Islands	USA & Canada	Russia	Other	Total
BLACK PLUMS	1,039,843	632,917	480,966	87,791	22,482	37,918	4,648	60,166	0	2,366,730
RED PLUMS	3,257,331	2,176,732	1,169,094	392,023	92,511	44,361	5,908	190,880	16,846	7,345,686
YELLOW PLUMS	1,002,362	228,420	457,816	46,156	2,330	1,534	0	216,033	0	1,954,653
<b>Total</b>	<b>5,299,536</b>	<b>3,038,069</b>	<b>2,107,877</b>	<b>525,970</b>	<b>117,323</b>	<b>83,813</b>	<b>10,556</b>	<b>467,079</b>	<b>16,846</b>	<b>11,667,069</b>

Indemnity:

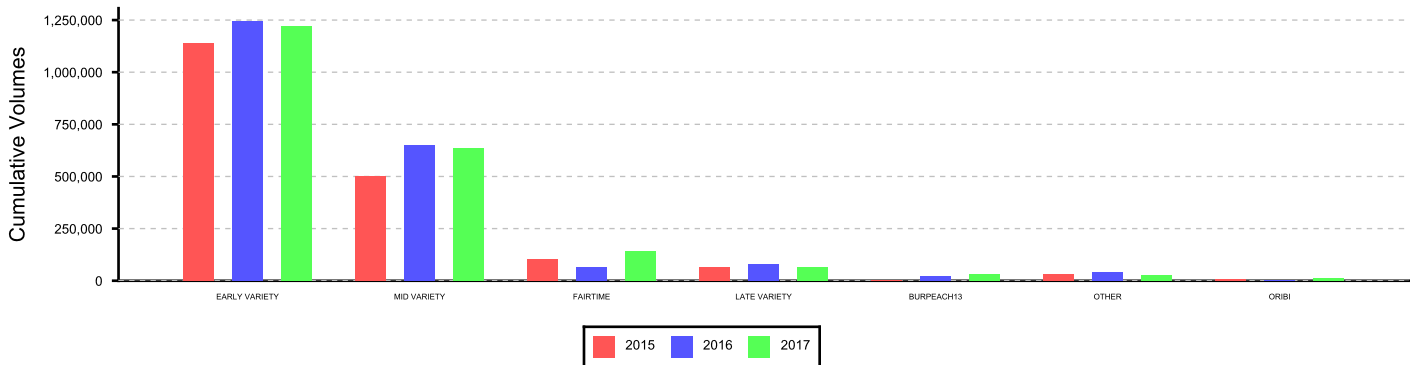
Agri-hub shall take all reasonable precautions to ensure that any information and data provided by Agri-hub from its information sources are correct. Neither Agri-hub nor any of its directors, employees or information sources take any responsibility for action or losses that might occur as a result of the usage of this information.

## PEACHES (2.50 kg Cartons )



Region	Weekly volumes - Week 18									Cumulative volumes - YTD - week 18								
	2016 Air	2016 Ship	2016 Total	2017 Air	2017 Ship	2017 Total	Diff	%Diff		2016 Air	2016 Ship	2016 Total	2017 Air	2017 Ship	2017 Total	Diff	%Diff	Distr
Middle East	0	0	0	0	0	0	0	0		136,118	718,003	854,121	133,962	749,325	883,287	29,166	3%	42 %
United Kingdom	0	0	0	0	0	0	0	0		200,164	638,915	839,079	182,110	581,128	763,238	-75,841	-9%	36 %
Europe	0	0	0	0	0	0	0	0		13,141	261,063	274,204	12,436	303,532	315,968	41,763	15%	15 %
Indian Ocean Islands	0	0	0	0	0	0	0	0		6,832	34,371	41,203	6,880	59,207	66,087	24,884	60%	3 %
Far East & Asia	0	0	0	0	0	0	0	0		0	41,329	41,329	11,539	42,828	54,367	13,038	32%	3 %
Africa	0	0	0	0	1,500	1,500	1,500	%		16,015	24,191	40,206	9,510	27,686	37,196	-3,011	-7%	2 %
USA & Canada	0	0	0	0	0	0	0	0		340	2,332	2,672	2,571	0	2,571	-101	-4%	0 %
Russia	0	0	0	0	0	0	0	0		0	0	0	0	1,304	1,304	1,304	%	0 %
Other	0	0	0	0	0	0	0	0		1,055	9,005	10,060	331	3,944	4,275	-5,785	-58%	0 %
<b>Total</b>	<b>0</b>	<b>0</b>	<b>0</b>	<b>0</b>	<b>1,500</b>	<b>1,500</b>	<b>1,500</b>	<b>%</b>		<b>373,665</b>	<b>1,729,210</b>	<b>2,102,875</b>	<b>359,339</b>	<b>1,768,953</b>	<b>2,128,292</b>	<b>25,417</b>	<b>1%</b>	

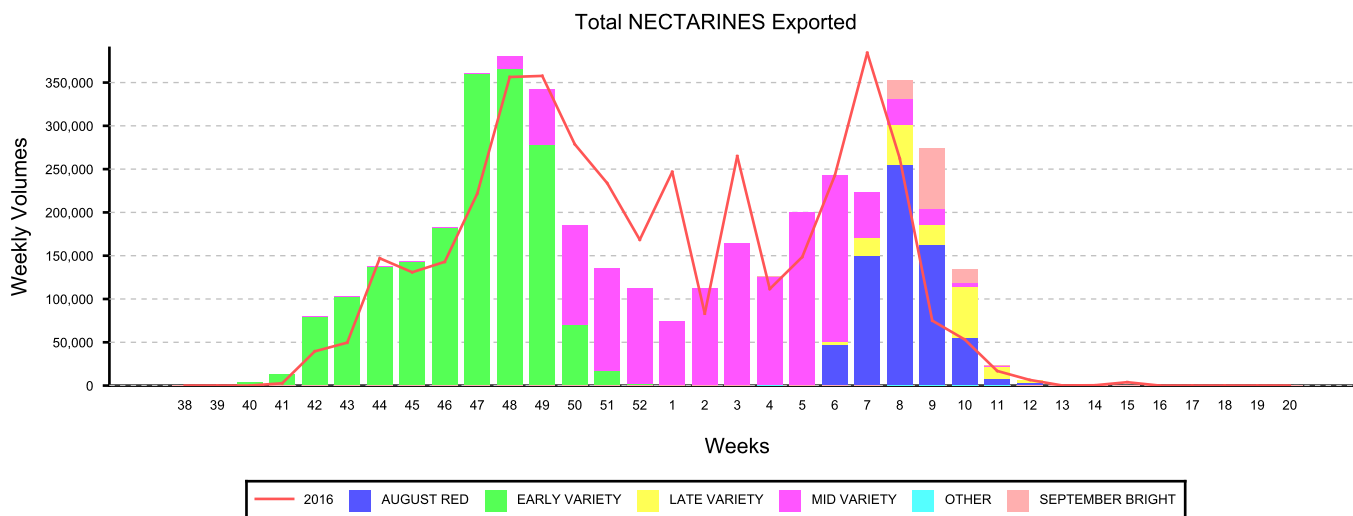
### Major Cultivars Currently Exported



Cumulative volumes - YTD	Middle East	United Kingdom	Europe	Indian Ocean Islands	Far East & Asia	Africa	USA & Canada	Russia	Other	Total
WHITE FLESH	53,955	106,764	31,147	2,821	16,763	5,225	0	0	254	216,929
YELLOW FLESH	829,331	656,475	284,821	63,265	37,604	31,971	2,571	1,304	4,021	1,911,362
<b>Total</b>	<b>883,287</b>	<b>763,238</b>	<b>315,968</b>	<b>66,087</b>	<b>54,367</b>	<b>37,196</b>	<b>2,571</b>	<b>1,304</b>	<b>4,275</b>	<b>2,128,292</b>

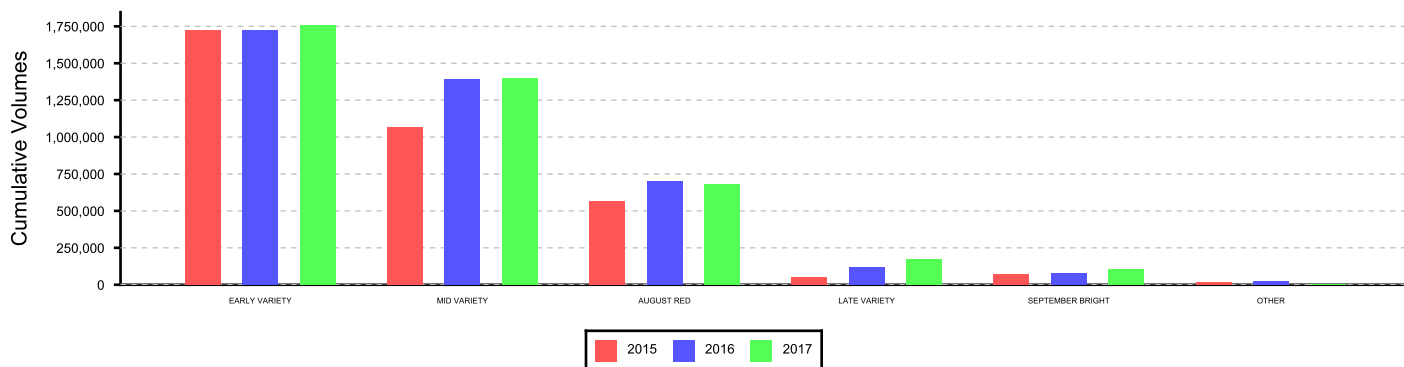
Indemnity:  
 Agri-hub shall take all reasonable precautions to ensure that any information and data provided by Agri-hub from its information sources are correct. Neither Agri-hub nor any of its directors, employees or information sources take any responsibility for action or losses that might occur as a result of the usage of this information.

## NECTARINES (2.50 kg Cartons )



Region	Weekly volumes - Week 18						Cumulative volumes - YTD - week 18										
	2016 Air	2016 Ship	2016 Total	2017 Air	2017 Ship	2017 Total	Diff	%Diff	2016 Air	2016 Ship	2016 Total	2017 Air	2017 Ship	2017 Total	Diff	%Diff	Distr
United Kingdom	0	0	0	0	0	0	0	0	325,968	1,703,172	2,029,139	299,658	2,026,809	2,326,467	297,328	15%	57 %
Middle East	0	0	0	0	0	0	0	0	124,723	581,846	706,569	99,127	600,806	699,933	-6,636	-1%	17 %
Europe	0	0	0	0	0	0	0	0	20,078	1,037,639	1,057,716	22,261	876,318	898,579	-159,137	-15%	22 %
Far East & Asia	0	0	0	0	0	0	0	0	0	72,676	72,676	7,419	47,422	54,842	-17,834	-25%	1 %
Indian Ocean Islands	0	0	0	0	0	0	0	0	3,650	75,835	79,485	2,992	82,871	85,863	6,378	8%	2 %
Africa	0	0	0	0	0	0	0	0	10,310	38,688	48,998	10,333	28,580	38,912	-10,086	-21%	1 %
USA & Canada	0	0	0	0	0	0	0	0	1,409	7,207	8,615	639	0	639	-7,976	-93%	0 %
Russia	0	0	0	0	0	0	0	0	0	0	0	0	0	0	0	0	0 %
Other	0	0	0	0	0	0	0	0	0	26,350	26,350	327	11,234	11,561	-14,789	-56%	0 %
<b>Total</b>	<b>0</b>	<b>0</b>	<b>0</b>	<b>0</b>	<b>0</b>	<b>0</b>	<b>0</b>	<b>0</b>	<b>486,137</b>	<b>3,543,412</b>	<b>4,029,549</b>	<b>442,757</b>	<b>3,674,040</b>	<b>4,116,797</b>	<b>87,248</b>	<b>2%</b>	

### Major Cultivars Currently Exported



Cumulative volumes - YTD	United Kingdom	Middle East	Europe	Far East & Asia	Indian Ocean Islands	Africa	USA & Canada	Russia	Other	Total
WHITE FLESH	386,695	33,903	84,639	22,704	4,263	6,248	0	0	338	538,790
YELLOW FLESH	1,939,772	666,030	813,940	32,138	81,600	32,665	639	0	11,223	3,578,007
<b>Total</b>	<b>2,326,467</b>	<b>699,933</b>	<b>898,579</b>	<b>54,842</b>	<b>85,863</b>	<b>38,912</b>	<b>639</b>	<b>0</b>	<b>11,561</b>	<b>4,116,797</b>

Indemnity:

Agri-hub shall take all reasonable precautions to ensure that any information and data provided by Agri-hub from its information sources are correct. Neither Agri-hub nor any of its directors, employees or information sources take any responsibility for action or losses that might occur as a result of the usage of this information.