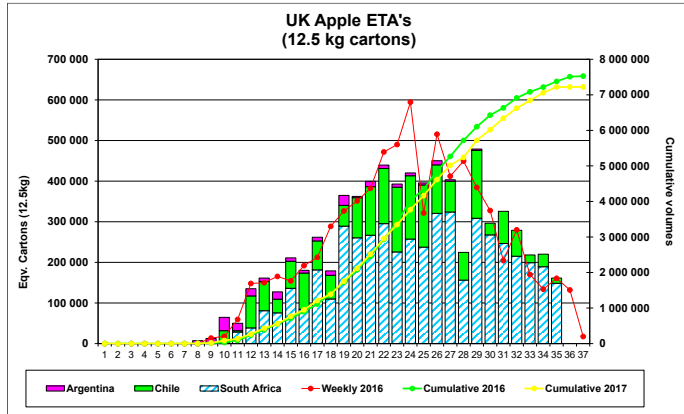


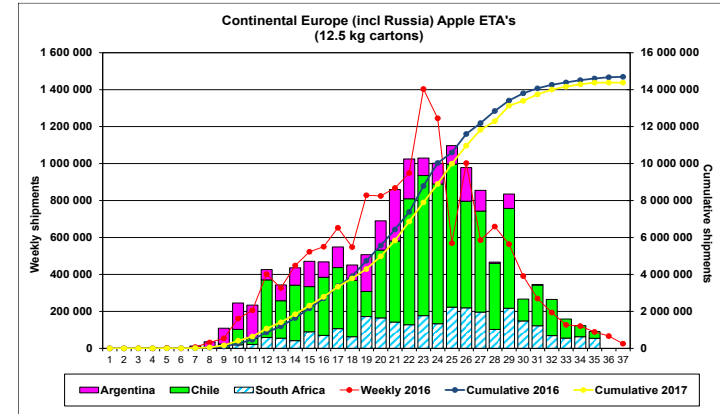


United Kingdom

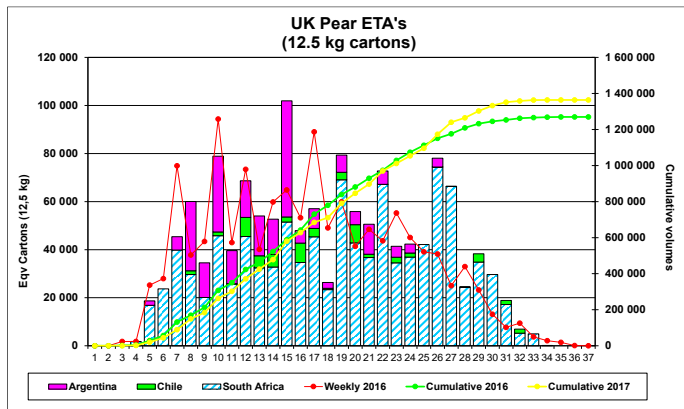


Weekly volumes	2016	2017	Difference	
Week 35	160 745	161 396	651	0%
Cumulative volumes				
Week 1 - 35	7 378 306	7 221 878	-156 428	-2%

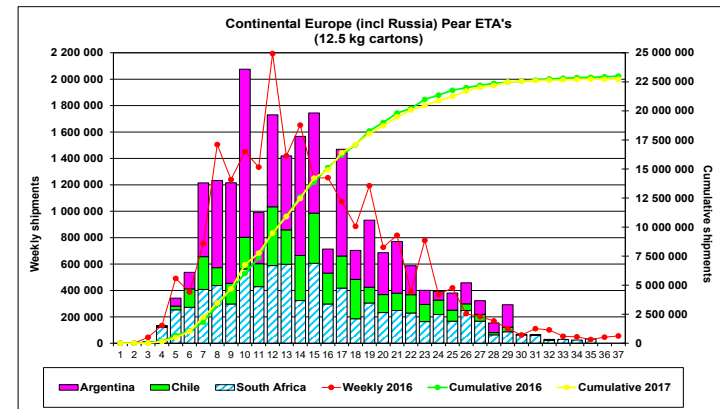
Continental Europe (including Russia)



Weekly volumes	2016	2017	Difference	
Week 35	88 885	91 032	2 147	2%
Cumulative volumes				
Week 1 - 35	14 602 731	14 379 092	-223 639	-2%

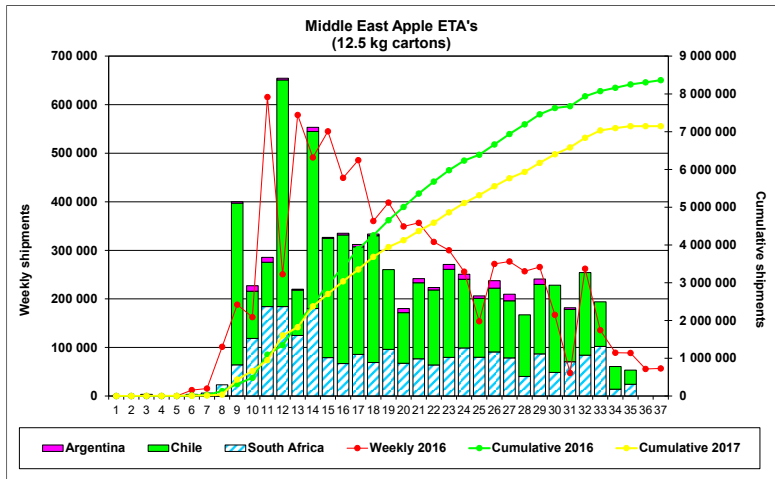


Weekly volumes	2016	2017	Difference	
Week 35	1 445	-	-1 445	-100%
Cumulative volumes				
Week 1 - 35	1 269 590	1 363 515	93 925	7%



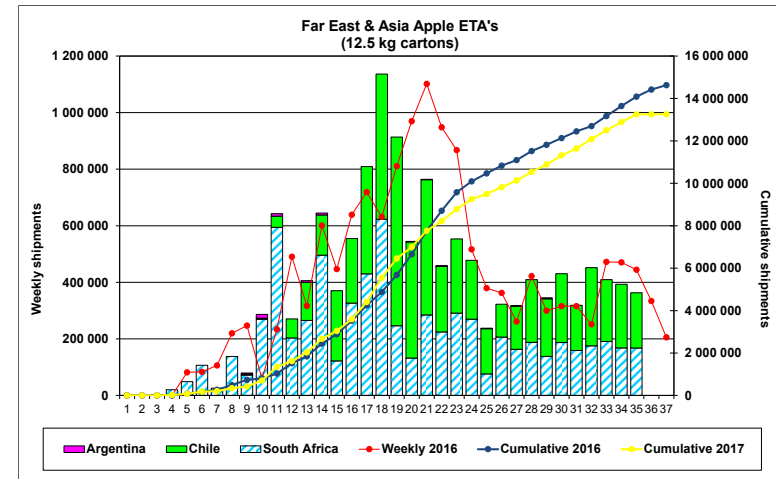
Weekly volumes	2016	2017	Difference	
Week 35	28 768	32 250	3 482	12%
Cumulative volumes				
Week 1 - 35	22 885 130	22 728 573	-156 557	-1%

Middle East

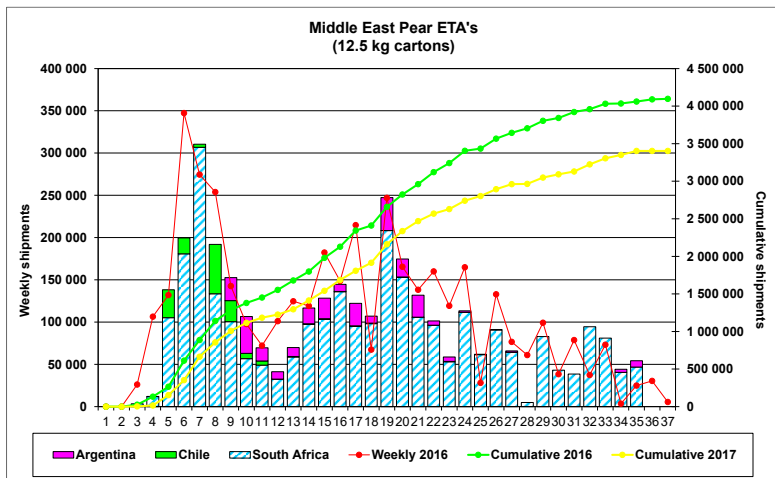


Weekly volumes	2016	2017	Difference	
Week 35	88 570	53 452	-35 118	-40%
Cumulative volumes				
Week 1- 35	8 250 487	7 146 102	-1 104 385	-13%

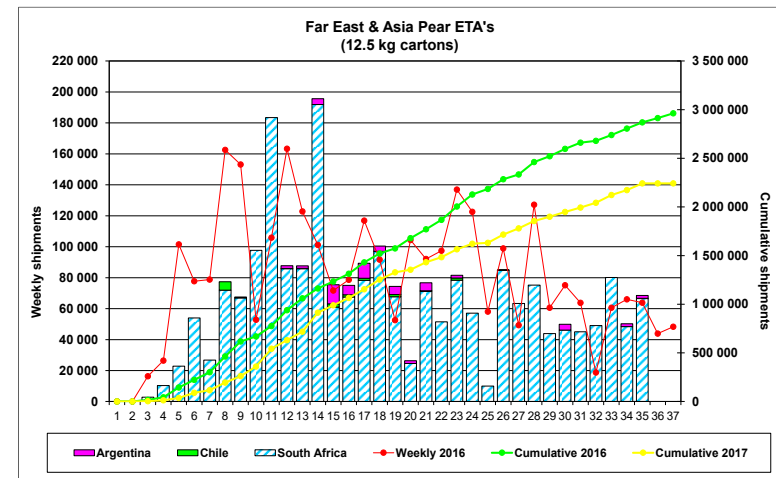
Far East & Asia



Weekly volumes	2016	2017	Difference	
Week 35	444 638	362 919	-81 719	-18%
Cumulative volumes				
Week 1- 35	14 087 303	13 255 748	-831 555	-6%



Weekly volumes	2016	2017	Difference	
Week 35	24 964	54 334	29 370	118%
Cumulative volumes				
Week 1- 35	4 060 092	3 404 026	-656 066	-16%



Weekly volumes	2016	2017	Difference	
Week 35	63 815	68 495	4 680	7%
Cumulative volumes				
Week 1- 35	2 869 507	2 241 731	-627 777	-22%