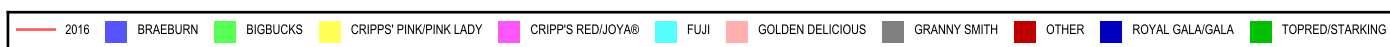
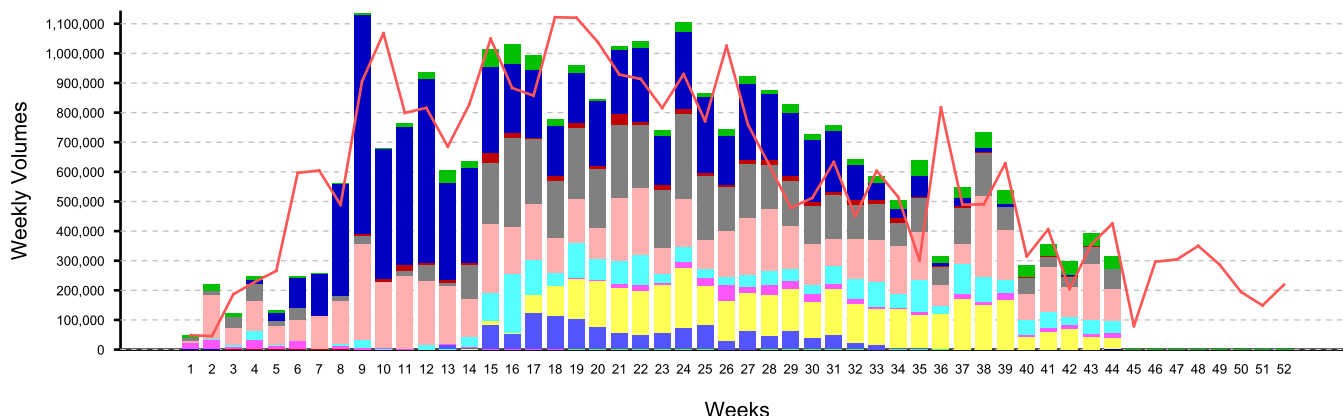


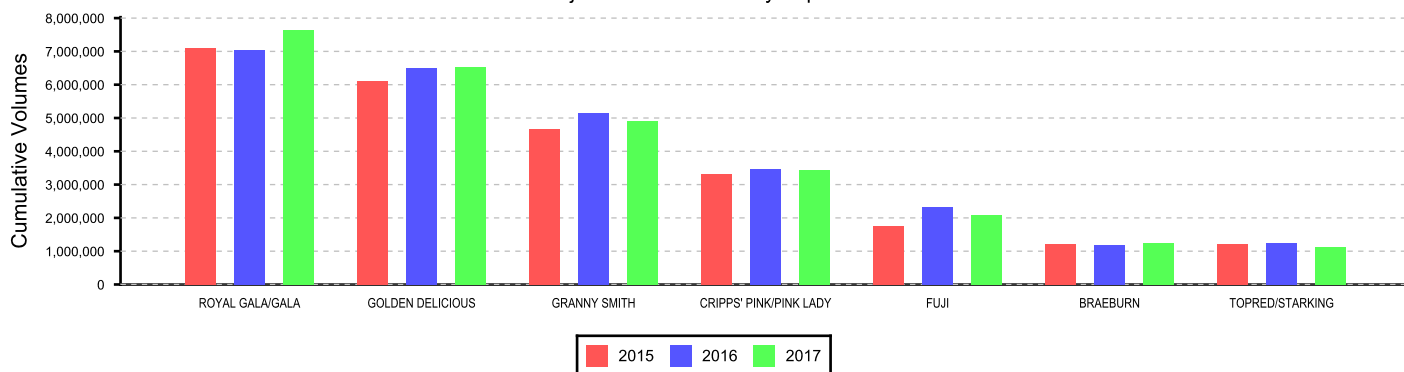
APPLES (12.50 kg Cartons)

Total APPLES Exported



Region	Weekly volumes - Week 44							Cumulative volumes - YTD - week 44									
	2016 Air	2016 Ship	2016 Total	2017 Air	2017 Ship	2017 Total	Diff	%Diff	2016 Air	2016 Ship	2016 Total	2017 Air	2017 Ship	2017 Total	Diff	%Diff	Distr
Africa	0	218,678	218,678	0	183,955	183,955	-34,722	-16%	0	7,542,378	7,542,378	0	7,551,285	7,551,285	8,907	0%	27 %
Far East & Asia	0	194,161	194,161	0	117,697	117,697	-76,464	-39%	0	8,137,709	8,137,709	0	8,633,324	8,633,324	495,615	6%	31 %
Middle East	0	9,893	9,893	0	0	0	-9,893	-100%	0	2,866,356	2,866,356	0	2,237,185	2,237,185	-629,171	-22%	8 %
United Kingdom	0	0	0	0	164	164	164	%	0	5,431,143	5,431,143	0	5,542,249	5,542,249	111,105	2%	20 %
Europe	0	0	0	0	0	0	0		0	2,077,959	2,077,959	0	1,767,263	1,767,263	-310,696	-15%	6 %
Indian Ocean Islands	0	3,003	3,003	0	12,044	12,044	9,041	301%	0	707,380	707,380	0	758,217	758,217	50,837	7%	3 %
USA & Canada	0	0	0	0	0	0	0		0	170,607	170,607	0	219,764	219,764	49,157	29%	1 %
Russia	0	0	0	0	0	0	0		0	1,059,890	1,059,890	0	1,289,234	1,289,234	229,344	22%	5 %
Other	0	0	0	0	0	0	0		0	33,792	33,792	0	2,616	2,616	-31,175	-92%	0 %
Total	0	425,734	425,734	0	313,860	313,860	-111,875	-26%	0	28,027,214	28,027,214	0	28,001,137	28,001,137	-26,077	-0%	

Major Cultivars Currently Exported



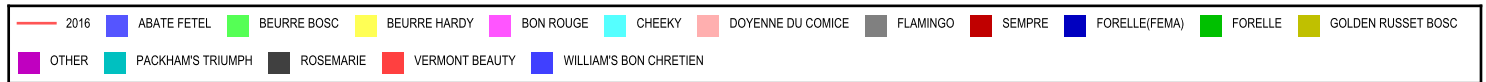
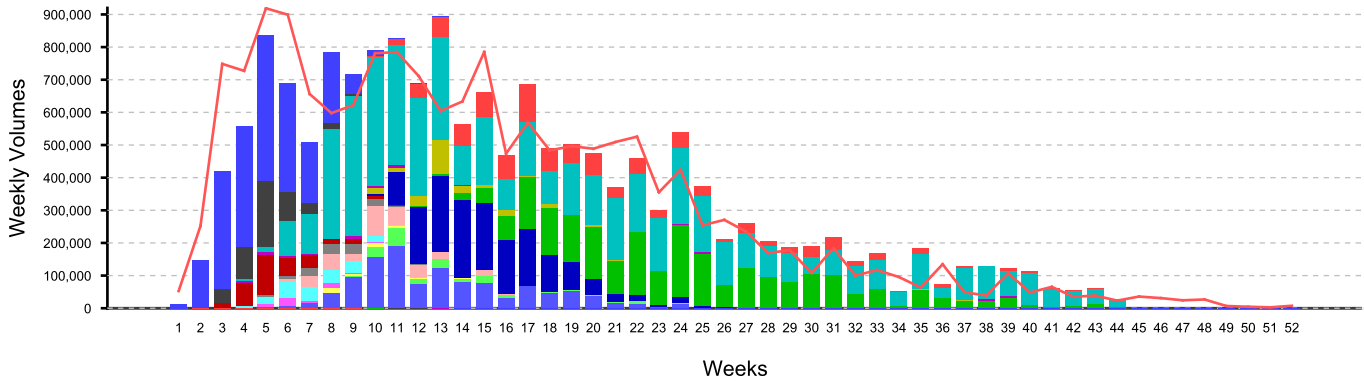
Cumulative volumes - YTD	Africa	Far East & Asia	Middle East	United Kingdom	Europe	Indian Ocean Islands	USA & Canada	Russia	Other	Total
BI-PINK APPLES	942,858	230,508	57,067	1,361,460	659,523	96,106	5,409	86,087	164	3,439,183
BI-RED APPLES	647,312	3,514,350	1,688,154	2,113,471	103,476	155,600	0	28,660	1,717	8,252,739
GREEN APPLES	5,103,997	2,787,871	455,098	1,139,690	734,205	270,257	214,355	987,976	245	11,693,695
RED APPLES	855,727	2,100,442	36,212	927,445	270,058	236,173	0	186,506	491	4,613,055
UNDEFINED	1,390	153	654	183	0	82	0	4	0	2,466
Total	7,551,285	8,633,324	2,237,185	5,542,249	1,767,263	758,217	219,764	1,289,234	2,616	28,001,137

Indemnity:

Agri-hub shall take all reasonable precautions to ensure that any information and data provided by Agri-hub from its information sources are correct. Neither Agri-hub nor any of its directors, employees or information sources take any responsibility for action or losses that might occur as a result of the usage of this information.

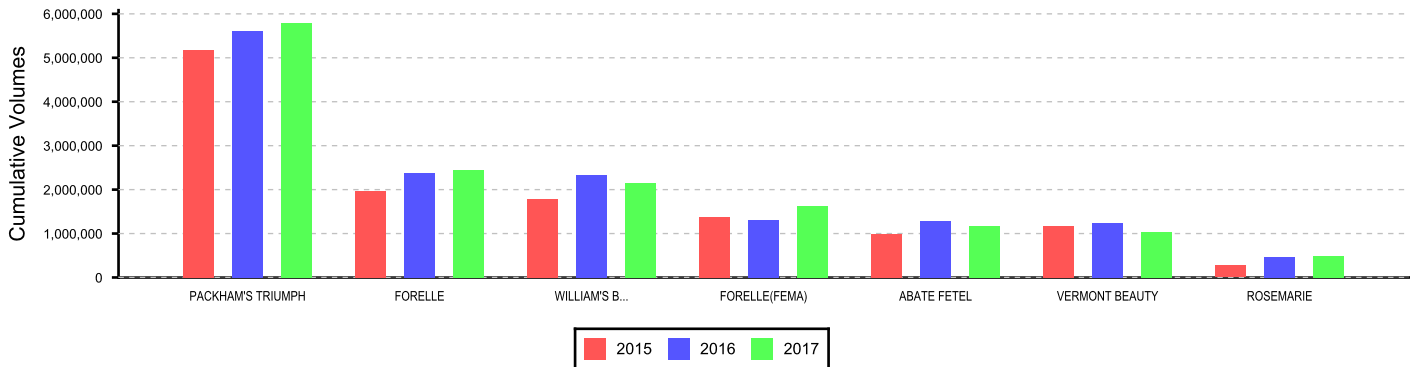
PEARS (12.50 kg Cartons)

Total PEARS Exported



Region	Weekly volumes - Week 44									Cumulative volumes - YTD - week 44								
	2016 Air	2016 Ship	2016 Total	2017 Air	2017 Ship	2017 Total	Diff	%Diff		2016 Air	2016 Ship	2016 Total	2017 Air	2017 Ship	2017 Total	Diff	%Diff	Distr
Europe	0	0	0	0	0	0	0	0		0	7,144,783	7,144,783	0	6,146,532	6,146,532	-998,251	-14%	38 %
Far East & Asia	0	16,054	16,054	0	16,142	16,142	88	1%		0	2,995,090	2,995,090	0	2,792,962	2,792,962	-202,128	-7%	17 %
Middle East	0	0	0	0	0	0	0	0		0	3,327,617	3,327,617	0	3,068,665	3,068,665	-258,952	-8%	19 %
United Kingdom	0	0	0	0	0	0	0	0		0	871,438	871,438	0	1,055,515	1,055,515	184,076	21%	6 %
Africa	0	7,014	7,014	0	8,671	8,671	1,657	24%		0	595,165	595,165	0	485,038	485,038	-110,126	-19%	3 %
USA & Canada	0	0	0	0	0	0	0	0		0	434,334	434,334	0	426,277	426,277	-8,057	-2%	3 %
Indian Ocean Islands	0	357	357	0	2,004	2,004	1,647	461%		0	233,003	233,003	0	251,020	251,020	18,017	8%	2 %
Russia	0	0	0	0	0	0	0	0		0	801,507	801,507	0	2,125,823	2,125,823	1,324,316	165%	13 %
Other	0	0	0	0	0	0	0	0		0	11,370	11,370	0	3,510	3,510	-7,860	-69%	0 %
Total	0	23,425	23,425	0	26,818	26,818	3,393	14%		0	16,414,306	16,414,306	0	16,355,340	16,355,340	-58,965	-0%	

Major Cultivars Currently Exported



Cumulative volumes - YTD	Europe	Far East & Asia	Middle East	United Kingdom	Africa	USA & Canada	Indian Ocean Islands	Russia	Other	Total
	BLUSH PEARS	1,300,072	558,679	2,006,534	258,798	68,961	171,520	45,481	500,188	0
BROWN PEARS	1,171,440	5,742	2,430	97,405	4,752	148,193	853	178,511	360	1,609,685
GREEN PEARS	3,507,724	2,139,266	236,128	579,135	365,914	104,318	175,398	1,307,275	3,060	8,418,218
LOW BLUSH PEARS	167,296	89,275	823,573	120,177	45,411	2,246	29,289	131,208	90	1,408,565
UNDEFINED	0	0	0	0	0	0	0	8,640	0	8,640
Total	6,146,532	2,792,962	3,068,665	1,055,515	485,038	426,277	251,020	2,125,823	3,510	16,355,340

Indemnity: Agri-hub shall take all reasonable precautions to ensure that any information and data provided by Agri-hub from its information sources are correct. Neither Agri-hub nor any of its directors, employees or information sources take any responsibility for action or losses that might occur as a result of the usage of this information.