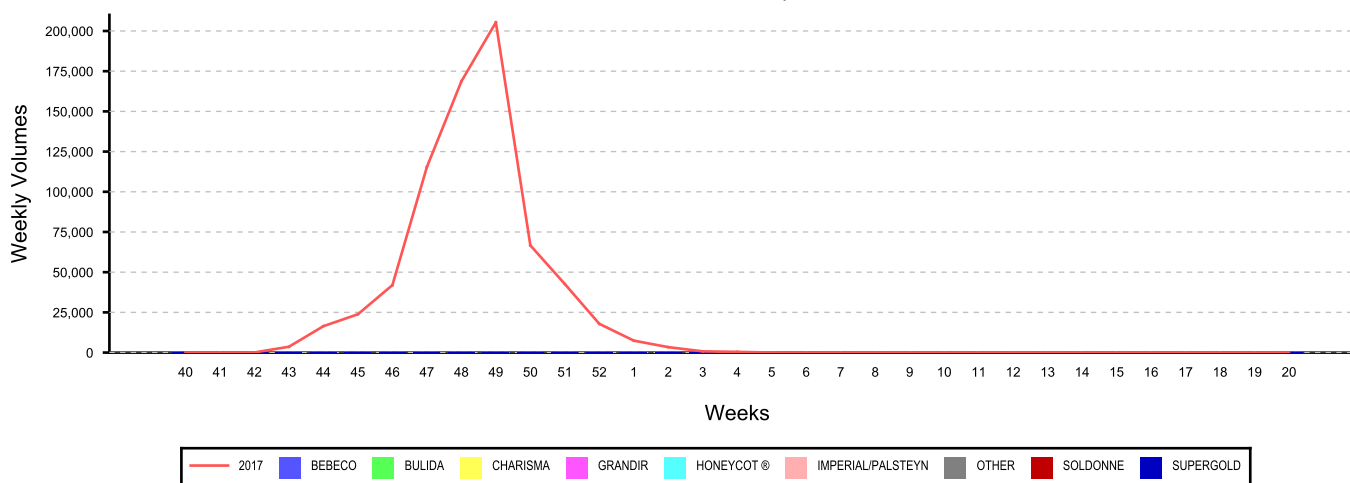


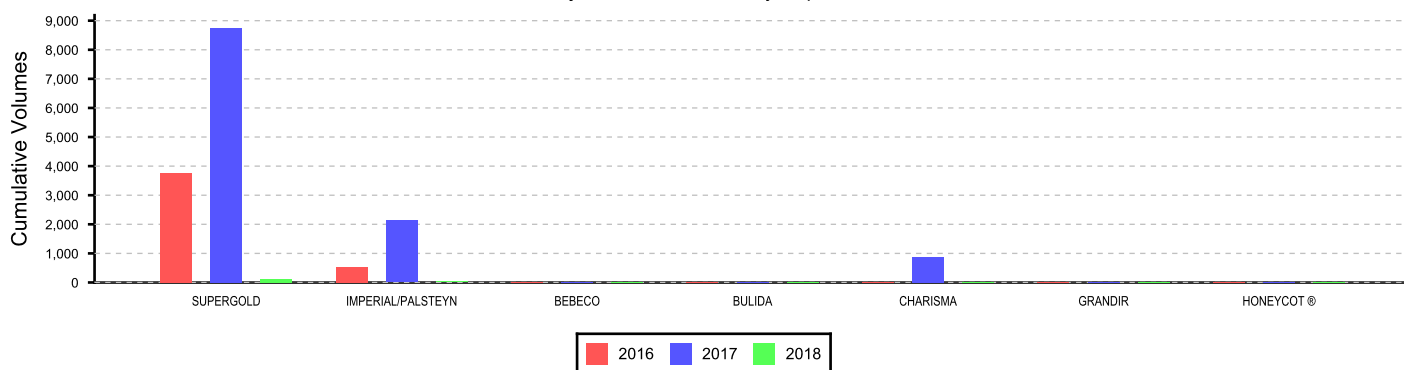
APRICOTS (4.75 kg Cartons)

Total APRICOTS Exported



Region	Weekly volumes - Week 44									Cumulative volumes - YTD - week 44								
	2017 Air	2017 Ship	2017 Total	2018 Air	2018 Ship	2018 Total	Diff	%Diff		2017 Air	2017 Ship	2017 Total	2018 Air	2018 Ship	2018 Total	Diff	%Diff	Distr
Europe	532	1,802	2,335	0	0	0	-2,335	-100%		532	1,802	2,335	0	0	0	-2,335	-100%	0 %
Middle East	2,601	775	3,376	0	0	0	-3,376	-100%		4,089	775	4,864	34	0	34	-4,830	-99%	24 %
United Kingdom	7,319	2,885	10,203	0	0	0	-10,203	-100%		9,533	2,885	12,418	106	0	106	-12,313	-99%	76 %
Far East & Asia	190	0	190	0	0	0	-190	-100%		190	0	190	0	0	0	-190	-100%	0 %
Africa	0	0	0	0	0	0	0			8	0	8	0	0	0	-8	-100%	0 %
Indian Ocean Islands	0	0	0	0	0	0	0			0	0	0	0	0	0	0		0 %
USA & Canada	0	0	0	0	0	0	0			0	0	0	0	0	0	0		0 %
Russia	0	0	0	0	0	0	0			0	0	0	0	0	0	0		0 %
Other	0	310	310	0	0	0	-310	-100%		0	310	310	0	0	0	-310	-100%	0 %
Total	10,642	5,771	16,414	0	0	0	-16,414	-100%		14,352	5,771	20,124	140	0	140	-19,984	-99%	

Major Cultivars Currently Exported



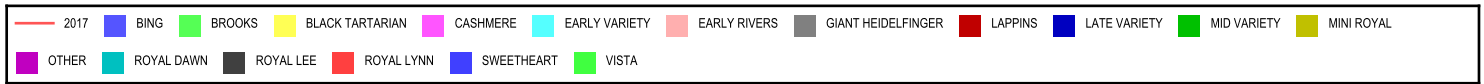
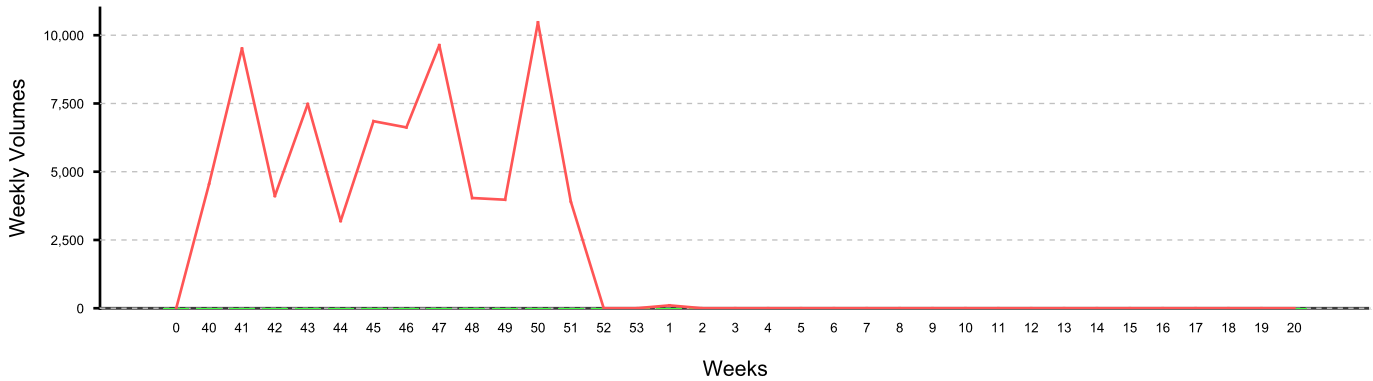
Cumulative volumes - YTD	Europe	Middle East	United Kingdom	Far East & Asia	Africa	Indian Ocean Islands	USA & Canada	Russia	Other	Total
	APRICOTS	0	34	106	0	0	0	0	0	0
Total	0	34	106	0	0	0	0	0	0	140

Indemnity:

Agri-hub shall take all reasonable precautions to ensure that any information and data provided by Agri-hub from its information sources are correct. Neither Agri-hub nor any of its directors, employees or information sources take any responsibility for action or losses that might occur as a result of the usage of this information.

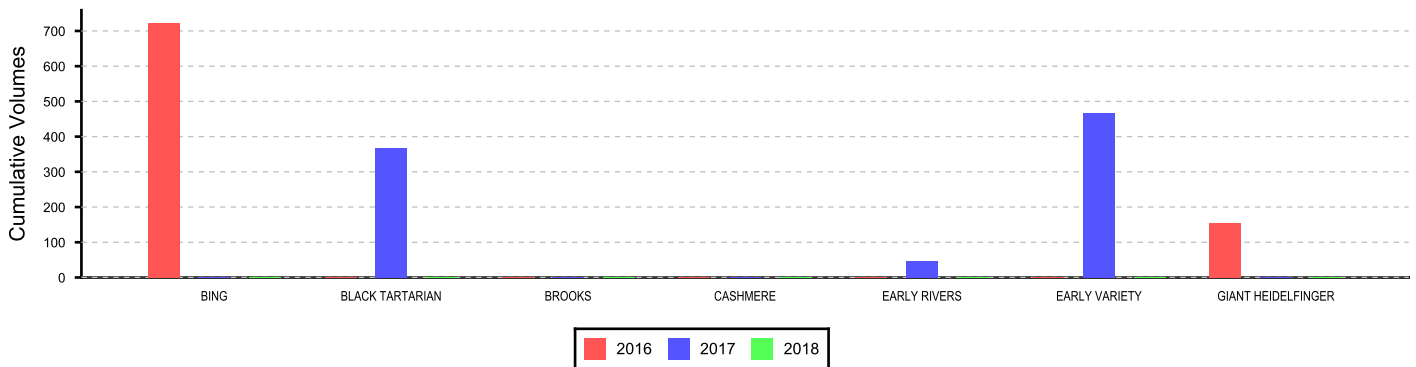
CHERRIES (2.50 kg Cartons)

Total CHERRIES Exported



Region	Weekly volumes - Week 44									Cumulative volumes - YTD - week 44								
	2017 Air	2017 Ship	2017 Total	2018 Air	2018 Ship	2018 Total	Diff	%Diff		2017 Air	2017 Ship	2017 Total	2018 Air	2018 Ship	2018 Total	Diff	%Diff	Distr
Middle East	1,454	0	1,454	0	0	0	-1,454	-100%		5,751	0	5,751	0	0	0	-5,751	-100%	null
United Kingdom	732	0	732	0	0	0	-732	-100%		10,900	0	10,900	0	0	0	-10,900	-100%	null
Europe	0	0	0	0	0	0	0			752	0	752	0	0	0	-752	-100%	null
Indian Ocean Islands	2	0	2	0	0	0	-2	-100%		58	0	58	0	0	0	-58	-100%	null
Far East & Asia	912	0	912	0	0	0	-912	-100%		11,182	0	11,182	0	0	0	-11,182	-100%	null
Africa	94	0	94	0	0	0	-94	-100%		209	0	209	0	0	0	-209	-100%	null
USA & Canada	0	0	0	0	0	0	0			0	0	0	0	0	0	0		null
Russia	0	0	0	0	0	0	0			0	0	0	0	0	0	0		null
Other	0	0	0	0	0	0	0			0	0	0	0	0	0	0		null
Total	3,194	0	3,194	0	0	0	-3,194	-100%		28,853	0	28,853	0	0	0	-28,853	-100%	

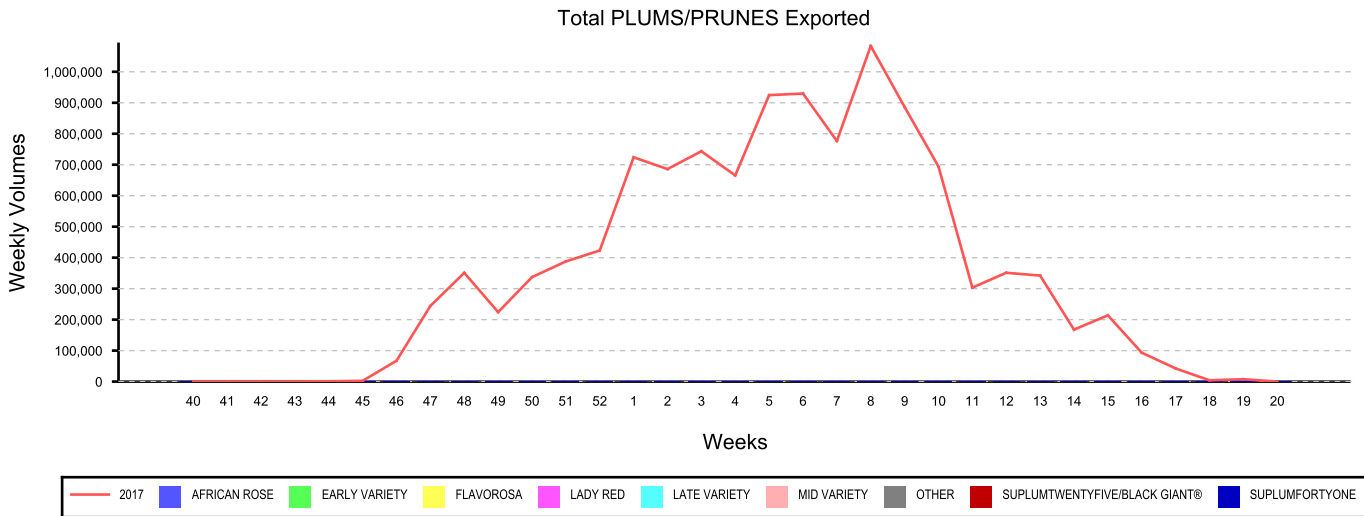
Major Cultivars Currently Exported



Cumulative volumes - YTD	Middle East	United Kingdom	Europe	Indian Ocean Islands	Far East & Asia	Africa	USA & Canada	Russia	Other	Total
	BI COLOUR	0	0	0	0	0	0	0	0	0
BLACK CHERRIES	0	0	0	0	0	0	0	0	0	0
RED CHERRIES	0	0	0	0	0	0	0	0	0	0
UNKNOWN	0	0	0	0	0	0	0	0	0	0
Total	0	0	0	0	0	0	0	0	0	0

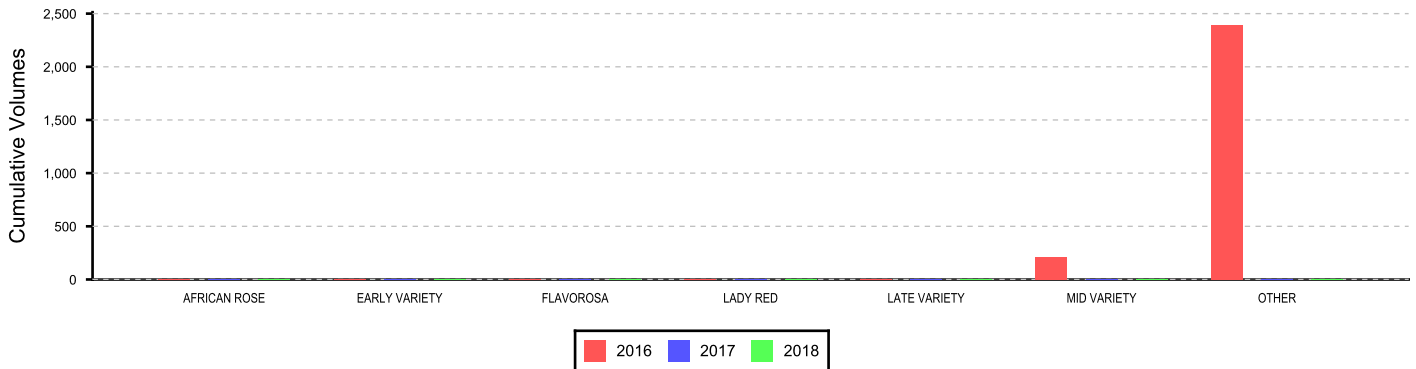
Indemnity:
 Agri-hub shall take all reasonable precautions to ensure that any information and data provided by Agri-hub from its information sources are correct. Neither Agri-hub nor any of its directors, employees or information sources take any responsibility for action or losses that might occur as a result of the usage of this information.

PLUMS/PRUNES (5.25 kg Cartons)



Region	Weekly volumes - Week 44									Cumulative volumes - YTD - week 44								
	2017 Air	2017 Ship	2017 Total	2018 Air	2018 Ship	2018 Total	Diff	%Diff		2017 Air	2017 Ship	2017 Total	2018 Air	2018 Ship	2018 Total	Diff	%Diff	Distr
Europe	627	0	627	0	0	0	-627	-100%		627	0	627	0	0	0	-627	-100%	null
United Kingdom	0	0	0	0	0	0	0			0	0	0	0	0	0	0		null
Middle East	154	0	154	0	0	0	-154	-100%		158	0	158	0	0	0	-158	-100%	null
Far East & Asia	0	0	0	0	0	0	0			0	0	0	0	0	0	0		null
Africa	36	0	36	0	0	0	-36	-100%		36	0	36	0	0	0	-36	-100%	null
Indian Ocean Islands	0	0	0	0	0	0	0			0	0	0	0	0	0	0		null
USA & Canada	0	0	0	0	0	0	0			0	0	0	0	0	0	0		null
Russia	0	0	0	0	0	0	0			0	0	0	0	0	0	0		null
Other	0	0	0	0	0	0	0			0	0	0	0	0	0	0		null
Total	817	0	817	0	0	0	-817	-100%		821	0	821	0	0	0	-821	-100%	

Major Cultivars Currently Exported

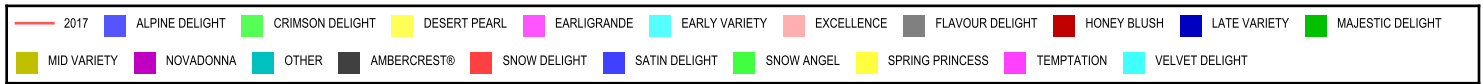
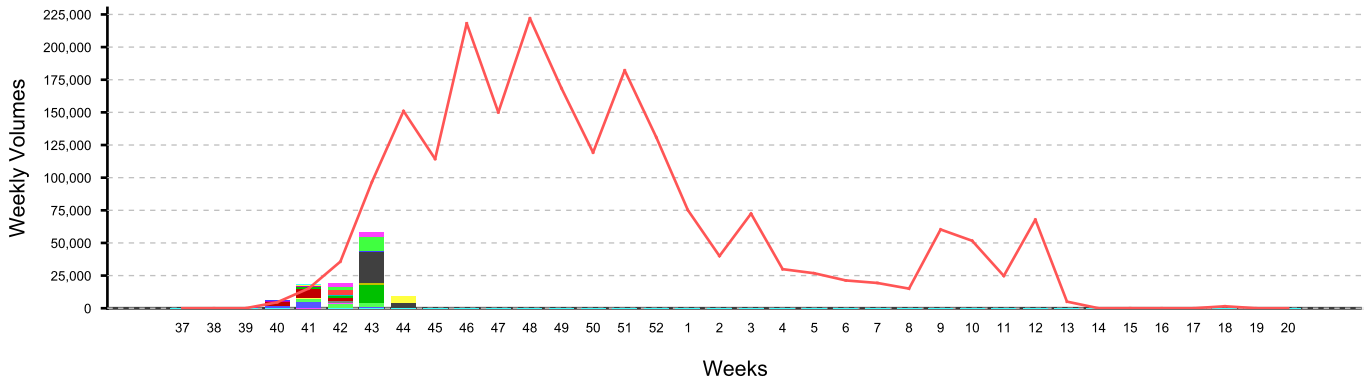


Cumulative volumes - YTD	Europe	United Kingdom	Middle East	Far East & Asia	Africa	Indian Ocean Islands	USA & Canada	Russia	Other	Total
	BLACK PLUMS	0	0	0	0	0	0	0	0	0
RED PLUMS	0	0	0	0	0	0	0	0	0	0
YELLOW PLUMS	0	0	0	0	0	0	0	0	0	0
Total	0	0	0	0	0	0	0	0	0	0

Indemnity:
 Agri-hub shall take all reasonable precautions to ensure that any information and data provided by Agri-hub from its information sources are correct. Neither Agri-hub nor any of its directors, employees or information sources take any responsibility for action or losses that might occur as a result of the usage of this information.

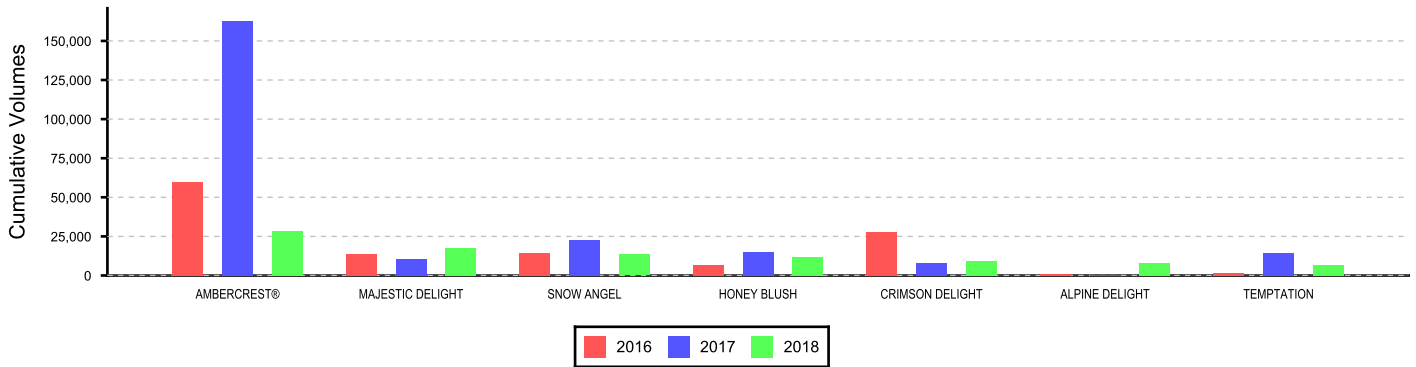
PEACHES (2.50 kg Cartons)

Total PEACHES Exported



Region	Weekly volumes - Week 44									Cumulative volumes - YTD - week 44								
	2017 Air	2017 Ship	2017 Total	2018 Air	2018 Ship	2018 Total	Diff	%Diff		2017 Air	2017 Ship	2017 Total	2018 Air	2018 Ship	2018 Total	Diff	%Diff	Distr
Middle East	24,243	26,961	51,204	625	7,626	8,251	-42,952	-84%		41,786	51,968	93,754	12,187	12,771	24,958	-68,796	-73%	22 %
United Kingdom	26,202	41,465	67,667	0	0	0	-67,667	-100%		76,988	76,038	153,025	67,198	12,299	79,497	-73,528	-48%	71 %
Europe	1,666	28,922	30,588	0	0	0	-30,588	-100%		6,816	37,298	44,114	2,570	120	2,690	-41,424	-94%	2 %
Indian Ocean Islands	63	0	63	0	818	818	755	1195%		726	745	1,471	1,552	818	2,370	899	61%	2 %
Far East & Asia	982	0	982	0	0	0	-982	-100%		6,785	0	6,785	203	0	203	-6,582	-97%	0 %
Africa	511	0	511	0	0	0	-511	-100%		2,329	230	2,559	908	0	908	-1,651	-65%	1 %
USA & Canada	0	0	0	0	0	0	0		0	0	0	899	0	899	899		%	1 %
Russia	0	0	0	0	0	0	0		0	0	0	0	0	0	0			0 %
Other	0	0	0	0	0	0	0		0	1,462	1,462	0	0	0	-1,462	-100%		0 %
Total	53,668	97,347	151,015	625	8,444	9,070	-141,945	-94%		135,430	167,739	303,169	85,517	26,009	111,526	-191,643	-63%	

Major Cultivars Currently Exported

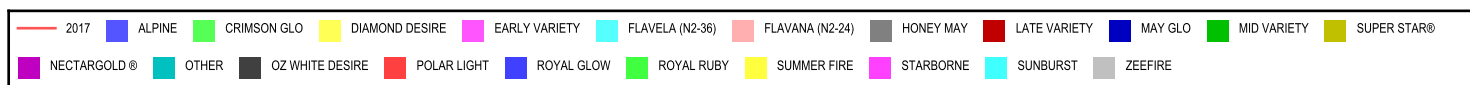
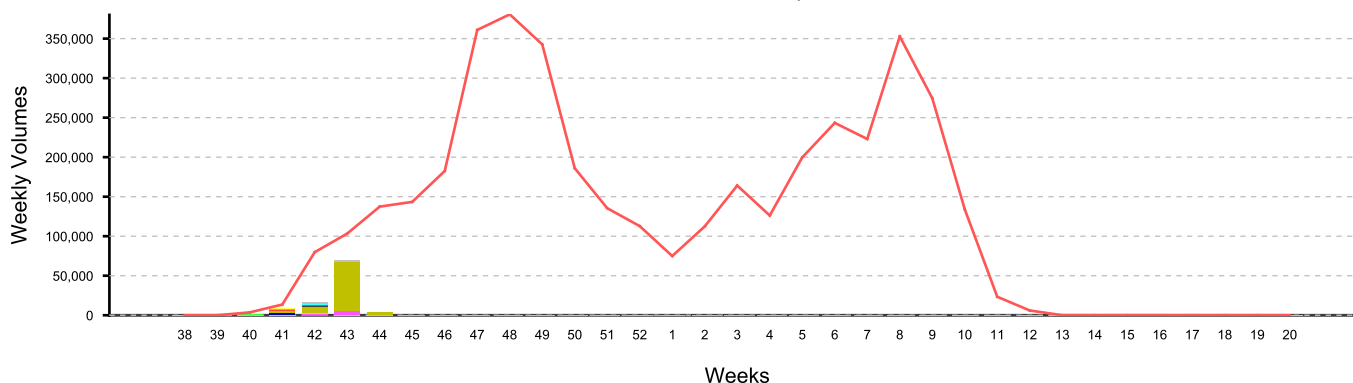


Cumulative volumes - YTD	Middle East	United Kingdom	Europe	Indian Ocean Islands	Far East & Asia	Africa	USA & Canada	Russia	Other	Total
	WHITE FLESH	10,066	38,739	901	1,453	203	479	0	0	0
YELLOW FLESH	14,892	40,758	1,790	917	0	428	899	0	0	59,684
Total	24,958	79,497	2,690	2,370	203	908	899	0	0	111,526

Indemnity:
 Agri-hub shall take all reasonable precautions to ensure that any information and data provided by Agri-hub from its information sources are correct. Neither Agri-hub nor any of its directors, employees or information sources take any responsibility for action or losses that might occur as a result of the usage of this information.

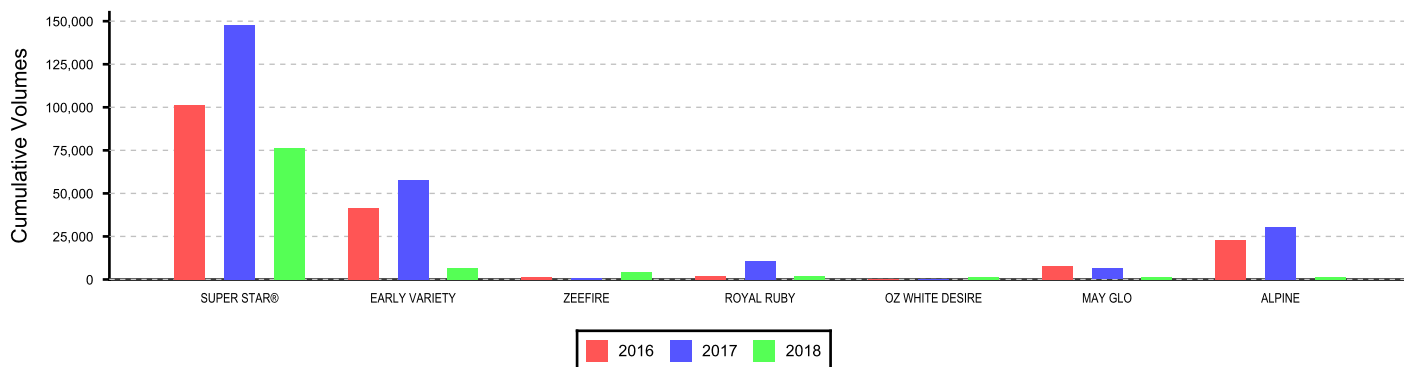
NECTARINES (2.50 kg Cartons)

Total NECTARINES Exported



Region	Weekly volumes - Week 44									Cumulative volumes - YTD - week 44								
	2017 Air	2017 Ship	2017 Total	2018 Air	2018 Ship	2018 Total	Diff	%Diff		2017 Air	2017 Ship	2017 Total	2018 Air	2018 Ship	2018 Total	Diff	%Diff	Distr
United Kingdom	65,740	40,443	106,183	0	325	325	-105,858	-100%		135,389	112,565	247,954	73,981	6,220	80,200	-167,754	-68%	81 %
Middle East	13,798	6,376	20,174	296	2,392	2,688	-17,486	-87%		34,229	25,332	59,561	7,842	2,392	10,234	-49,327	-83%	10 %
Europe	1,157	7,835	8,992	0	0	0	-8,992	-100%		5,757	18,756	24,514	4,646	1,989	6,635	-17,878	-73%	7 %
Far East & Asia	869	0	869	0	0	0	-869	-100%		2,746	0	2,746	0	0	0	-2,746	-100%	0 %
Indian Ocean Islands	70	0	70	0	1,275	1,275	1,205	1732%		118	577	695	240	1,275	1,515	820	118%	2 %
Africa	552	0	552	0	0	0	-552	-100%		1,380	0	1,380	162	0	162	-1,217	-88%	0 %
USA & Canada	0	0	0	0	0	0	0		0	0	0	842	0	842	842	%	1 %	
Russia	0	0	0	0	0	0	0		0	0	0	0	0	0	0		0 %	
Other	0	585	585	0	0	0	-585	-100%		0	829	829	0	0	0	-829	-100%	0 %
Total	82,186	55,239	137,425	296	3,992	4,288	-133,137	-97%		179,618	158,059	337,677	87,713	11,876	99,589	-238,088	-71%	

Major Cultivars Currently Exported



Cumulative volumes - YTD	United Kingdom	Middle East	Europe	Far East & Asia	Indian Ocean Islands	Africa	USA & Canada	Russia	Other	Total
	WHITE FLESH	4,487	974	237	0	50	2	0	0	0
YELLOW FLESH	75,714	9,260	6,399	0	1,465	161	842	0	0	93,839
Total	80,200	10,234	6,635	0	1,515	162	842	0	0	99,589

Indemnity:

Agri-hub shall take all reasonable precautions to ensure that any information and data provided by Agri-hub from its information sources are correct. Neither Agri-hub nor any of its directors, employees or information sources take any responsibility for action or losses that might occur as a result of the usage of this information.